

TIRUVALLUR MUNICIPALITY
WATER SUPPLY AND DRINAGE FUND ACCOUNT
TRIAL BALANCE AS ON 31ST MARCH 2017

ACCOUNT NO.	ACCOUNT HEAD	OPENING BALANCE	DEBIT	CREDIT	CLOSING BALANCE
1002	WATER SUPPLY TAX			7530765.00	7530765.00
1045	OTHER INCOME			163457.00	163457.00
1054	COPY APPLICATION FEES			1080.00	1080.00
1068	INTEREST FROM BANK			625447.48	625447.48
1069	PROJECT OVERHEAD - APPROPRIATION EXPENSES			281545.00	281545.00
1081	INTIAL AMOUNT FOR WATER CONNECTION			1854140.00	1854140.00
1082	WATER CONNECTION CENTAGE			637568.00	637568.00
1083	WATER CHARGES			4383807.00	4383807.00
1085	DRINAGE CHARGES			40650.00	40650.00
1088	PEIOR YEAR INCOME			2121865.00	2121865.00
2001-10	PAY AND ALLOWANCES		2609521.00		2609521.00
2011	EX-GRATIA		34000.00		34000.00
2020	OTHER EXPENSES		237859.00		237859.00
2022	PROVISION FOR DOUBTFUL COLLECTION		2386733.00		2386733.00
2027	BANK CHARGES		2023.00		2023.00
2029	INTEREST IN LOANS		4379195.00		4379195.00
2035	GIS CONTRIBUTION		34083.00		34083.00
2038	DEPRECIATION		1256233.00		1256233.00
2087	POWER CHARGES FOR SEWEGE PUMPING STATIONS		4994036.00		4994036.00
2090	WAGES		424152.00		424152.00
2125	WATER SUPPLY MAINTANANCE		741245.00		741245.00
3001	SPECIFIC STOCK ACCOUNT	5739204.00	0.00	0.00	5739204.00
3013	WATER SUPPLY & DRAINAGE TAX - RECEIVABLE-CURRENT	0.00	7530765.00	5086702.00	2444063.00
3014	WATER CHARGES RECOVERABLE-CURRENT		4383807.00	2037724.00	2346083.00

ACCOUNT NO.	ACCOUNT HEAD	OPENING BALANCE	DEBIT	CREDIT	CLOSING BALANCE
3015	WATER CHARGES RECOVERABLE-ARREARS	9270269.50		1399235.00	7871034.50
3019	WATER SUPPLY & DRAINAGE TAX - RECEIVABLE-ARREARS	6949607.00	722630.00	2596671.00	5075566.00
3090	DRINAGE CHARGES RECOVERABLE-ARREARS	0.00	40650.00	0.00	40650.00
3028	FESTIVAL ADVANCE	15700.00	25000.00	23200.00	17500.00
3051	ADVANCES TO THE SUPPLIERS	44341.00	0.00	0.00	44341.00
3054	ADVANCE RECOVERABLE-EXPENSES	82300.00	0.00	0.00	82300.00
3067	SUB TRY II	1200.00	0.00	0.00	1200.00
3070	FIXED DEPOSITS	1068200.00	12000000.00	0.00	13068200.00
3072	MISCELLANEOUS RECOVERIES-RECEIVABLE	-320.00	320.00	0.00	0.00
3101	LAND -GROSS BLOCK	778602.00	0.00	0.00	778602.00
3102	BUILDINGS -GROSS BLOCK	93702.00	0.00	0.00	93702.00
3105	STORM WATER DRAINS	2048645.00	0.00	0.00	2048645.00
3106	HEAVY VEHICLES -GROSS BLOCK	556517.00	0.00	0.00	556517.00
3112	PLANT AND MACHINERIES-GROSS BLOCK	441636.00	0.00	0.00	441636.00
3118	PUBLIC FOUNTAINS	4621.00	0.00	0.00	4621.00
3131	ADVANCE TO TWAD BOARD/METRO WATER BOARD	443591000.00	85310282.00	0.00	528901282.00
3132	WATER SUPPLY HEAD WORKS,OHT ETC. AND WATER SUPPLY MAINS	19681934.00	2238227.00	0.00	21920161.00
3134	GROUND WATER WALLS/DEEP BORE-WELLS	11225605.00	651197.00	0.00	11876802.00
3135	HAND PUMPS-INDIA MARK-II	367937.00	0.00	0.00	367937.00
3139	WATER SUPPLY & DRAINAGE FUNDBANK	2494535.28	8700767.48	8668911.00	2526391.76
3140	WATER SUPPLY & DRAINAGE FUNDBANK	7508205.00	9561416.00	14397113.00	2672508.00
3141	WATER SUPPLY & DRAINAGE FUNDBANK	3239409.00	49398079.00	50397027.00	2240461.00
4001	ACCUMULATED SURPLUS/DEFICIT	24899878.78	0.00	0.00	24899878.78
4006	LOAN FROM TUFIDCO	72691723.00	14353359.00	19495277.00	77833641.00
4010	DIVERSION OF FUNDS	48270881.00	0.00	39058626.00	87329507.00

ACCOUNT NO.	ACCOUNT HEAD	OPENING BALANCE	DEBIT	CREDIT	CLOSING BALANCE
4014	GRANTS FROM GOVERNMENTS	344801270.00	0.00	49000000.00	393801270.00
4015	ADVANCE COLLECTION OF PROPERTY TAX	19359.00	0.00	0.00	19359.00
4016	TENDER DEPOSIT-CONTRACTORS	750396.00	116840.00	103525.00	737081.00
4020	DEPOSITS-OTHERS	1494050.00	0.00	0.00	1494050.00
4021-34	PROVIDENT FUND TRECOVERIES	327148.00	685342.00	669695.00	311501.00
4035	INCOME TAX DEDUCTIONS-CONTRACTORS	101481.00	83766.00	83766.00	101481.00
4036	OTHER RECOVERIES	6786.00	44450.00	44450.00	6786.00
4037	SALES TAX AND SURCHARGE ON SALES TAX-PAYABLE	105856.00	170298.00	170298.00	105856.00
4039	PROVISION FOR DOUBTFUL COLLECTION OF REVENUE ITEMS	9270270.00	1399235.00	2386733.00	10257768.00
4051	INTEREST PAYABLE	2572599.00	0.00	0.00	2572599.00
4052	GIS PAYABLE	159245.00	0.00	0.00	159245.00
4057	WATER SUPPLY MAINTANANCE PAYABLE	957060.00	0.00	0.00	957060.00
4061	BUILDINGS-ACCUMULATED DEPRECIATION	53307.00	0.00	2020.00	55327.00
4064	STORM WATER DRAINS	1985693.00	0.00	11331.00	1997024.00
4065	HEAVY VEHICLES-ACCUMULATED DEPRECIATION	460854.00	0.00	23916.00	484770.00
4071	PLANT AND MACHINERY-ACCUMULATED DEPRECIATION	424376.00	0.00	4315.00	428691.00
4080	PUBLIC FOUNTAINS	5482.00	0.00	0.00	5482.00
4081	HEAD WORKS OHT ETC. WATER SUPPLY MAINS-ACCUMULATED DEPRECIATION	2776142.00	0.00	63157.00	3407716.00
4083	GROUND WATER WELLS/DEEP BORE - WELLS-ACCUMULATED DEPRECIATION	2701057.00	0.00	583077.00	3284134.00
4084	HAND PUMPS INDIA MARK II- ACCUMULATED DEPRECIATION	367936.00	0.00	0.00	367936.00
	TOTAL		214515510.48	214515510.48	

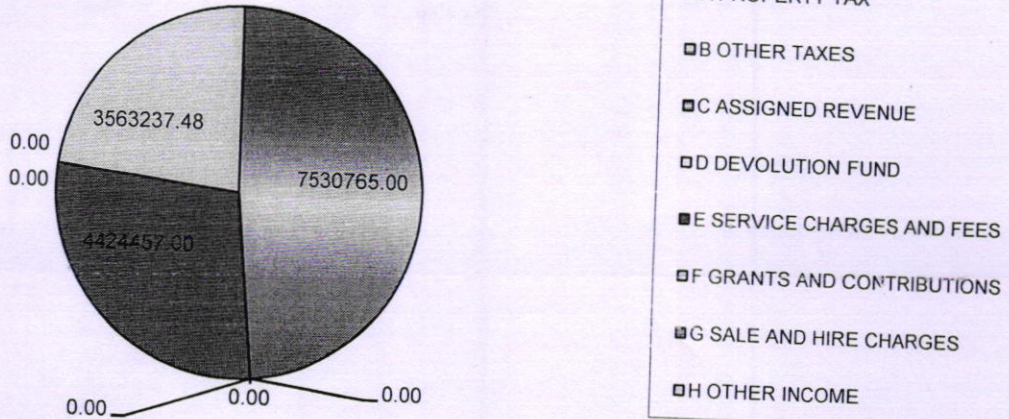
ஆய்வாளர்
உள்ளாட்சி நிதித் தணிக்கை
திருவள்ளூர்
**INSPECTOR
LOCAL FUND AUDIT
TIRUVALLUR.**

S. Senthil
**Commissioner
Tiruvallur Municipality.**

22/04/18

TIRUVALLUR MUNICIPALITY
ABSTRACT OF WATER SUPPLY AND DRINAGE FUND
ACCOUNT ON INCOME

PIE CHART SHOWING THE DETAIL INCOME FOR THE YEAR:2016-2017



SL.NO	ACCOUNT HEAD	ACTUALS FOR 2015-2016	ACTUALS FOR 2016-2017
	INCOME		
A	PROPERTY TAX	7189717.00	7530765.00
B	OTHER TAXES	0.00	0.00
C	ASSIGNED REVENUE	0.00	0.00
D	DEVOLUTION FUND	0.00	0.00
E	SERVICE CHARGES AND FEES	4221246.00	4424457.00
F	GRANTS AND CONTRIBUTIONS	0.00	0.00
G	SALE AND HIRE CHARGES	0.00	0.00
H	OTHER INCOME	3935749.00	3563237.48
	TOTAL	15346712.00	15518459.48

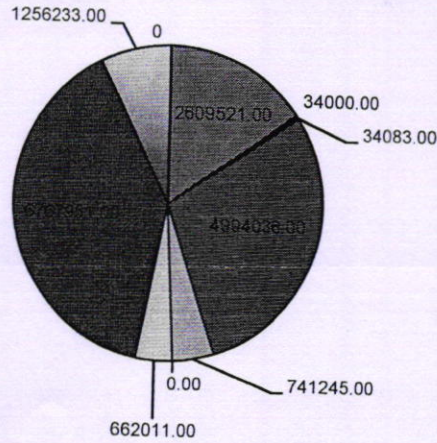
ஆய்வாளர்
 உளாளர் சி நிதித் தணிக்கை
 திருவள்ளூர்
INSPECTOR
LOCAL FUND AUDIT
TIRUVALLUR.

S. Senthil
Commissioner
Tiruvallur Municipality.

23/04/18

TURUVALLUR MUNICIPALITY
ABSTRACT OF WATER SUPPLY AND DRINAGE FUND
ACCOUNT ON EXPENDITURE

PIE CHART SHOWING THE DETAIL EXPENDITURE
FOR THE YEAR:2016-2017



- A PERSONNEL COST
- A SALARIES
- A OTHERS
- B TERMINAL AND RETIREMENT BENEFITS
- C OPERATING EXPENSES
- D REPAIRS AND MAINTANANCE
- E PROGRAMME EXPENSES
- F ADMINISTRATIVE EXPENSES
- G FINANCE EXPENSES
- H DEPRECIATION

SL.NO	ACCOUNT HEAD	ACTUALS FOR 2015-2016	ACTUALS FOR 2016-2017
	EXPENDITURE		
A	PERSONNEL COST		
	SALARIES	2824394.00	2609521.00
	OTHERS	19000.00	34000.00
B	TERMINAL AND RETIREMENT BENEFITS	10395.00	34083.00
C	OPERATING EXPENSES	8636644.00	4994036.00
D	REPAIRS AND MAINTANANCE	68718.00	741245.00
E	PROGRAMME EXPENSES	0.00	0.00
F	ADMINISTRATIVE EXPENSES	874894.00	662011.00
G	FINANCE EXPENSES	8503360.00	6767951.00
H	DEPRECIATION	1150071.00	1256233.00
	TOTAL	22087476.00	17099080.00

ஆய்வாளர்
உள்ளாட்சி நிதித் தணிக்கை
இருவல்லூர்
INSPECTOR
LOCAL FUND AUDIT

Commissioner
Tiruvallur Municipality.

22/04/08

**TIRUVALLUR MUNICIPALITY
WATER SUPPLY AND DRINAGE FUND ACCOUNT
BALANCE SHEET AS ON 31ST MARCH 2017**

ACCOUNT NO.	ACCOUNT HEAD	CLOSING BALANCE
4001	ACCUMULATED SURPLUS/DEFICIT	25441123.26
4006	LOAN FROM TUFIDCO	77833641.00
4010	DIVERSION OF FUNDS	87329507.00
4014	GRANTS FROM GOVERNMENTS	393801270.00
4015	ADVANCE COLLECTION OF PROPERTY TAX	19359.00
4016	TENDER DEPOSIT-CONTRACTORS	737081.00
4020	DEPOSITS-OTHERS	1494050.00
4021-34	PROVIDENT FUND TRECOVERIES	311501.00
4035	INCOME TAX DEDUCTIONS-CONTRACTORS	101481.00
4036	OTHER RECOVERIES	6786.00
4037	SALES TAX AND SURCHARGE ON SALES TAX-PAYABLE	105856.00
4039	PROVISION FOR DOUBTFUL COLLECTION OF REVENUE ITEMS	10257768.00
4051	INTEREST PAYABLE	2572599.00
4052	GIS PAYABLE	159245.00
4057	WATER SUPPLY MAINTANANCE PAYABLE	957060.00
4061	BUILDINGS-ACCUMULATED DEPRECIATION	55327.00
4064	STORM WATER DRAINS	1997024.00
4065	HEAVY VEHICLES-ACCUMULATED DEPRECIATION	484770.00
4071	PLANT AND MACHINERY-ACCUMULATED DEPRECIATION	428691.00
4080	PUBLIC FOUNTAINS	5482.00
4081	HEAD WORKS OHT ETC. WATER SUPPLY MAINS-ACCUMULATED DEPRECIATION	3407716.00
4083	GROUND WATER WELLS/DEEP BORE -WELLS-ACCUMULATED DEPRECIATION	3284134.00
4084	HAND PUMPS INDIA MARK II-ACCUMULATED DEPRECIATION	367936.00
	TOTAL	611159407.26

சு. சேஷகுமார்
ஆய்வாளர்
உள்ளாட்சி நிதித் தணிக்கை
திருவள்ளூர்

Commissioner
Tiruvallur Municipality.

23/04/18

7

**TIRUVALLUR MUNICIPALITY
WATER SUPPLY AND DRINAGE FUND ACCOUNT
BALANCE SHEET AS ON 31ST MARCH 2017**


ACCOUNT NO.	ACCOUNT HEAD	CLOSING BALANCE
3001	SPECIFIC STOCK ACCOUNT	5739204.00
3013	WATER SUPPLY & DRAINAGE TAX - RECEIVABLE-CURRENT	2144063.00
3014	WATER CHARGES RECOVERABLE-CURRENT	2346083.00
3015	WATER CHARGES RECOVERABLE-ARREARS	7871034.50
3019	WATER SUPPLY & DRAINAGE TAX - RECEIVABLE-ARREARS	5075566.00
3028	FESTIVAL ADVANCE	17500.00
3051	ADVANCES TO THE SUPPLIERS	44341.00
3054	ADVANCE RECOVERABLE-EXPENSES	82300.00
3067	SUB TRY II	1200.00
3070	FIXED DEPOSITS	13968200.00
3090	DRINAGE CHARGES RECOVERABLE-ARREARS	40650.00
3101	LAND -GROSS BLOCK	778602.00
3102	BUILDINGS -GROSS BLOCK	93702.00
3105	STORM WATER DRAINS	2048645.00
3106	HEAVY VEHICLES -GROSS BLOCK	556517.00
3112	PLANT AND MACHINERIES-GROSS BLOCK	441636.00
3118	PUBLIC FOUNTAINS	4621.00
3131	ADVANCE TO TWAD BOARD/METRO WATER BOARD	528901282.00
3132	WATER SUPPLY HEAD WORKS,OHT ETC. AND WATER SUPPLY MAINS	21920161.00
3134	GROUND WATER WALLS/DEEP BORE-WELLS	11876802.00

ஆய்வாளர்
உள்ளாட்சி நிதித் தணிக்கை
திருவள்ளூர்

S. Senthil
Commissioner
Tiruvallur Municipality.
23/04/18

**TIRUVALLUR MUNICIPALITY
WATER SUPPLY AND DRINAGE FUND ACCOUNT
BALANCE SHEET AS ON 31ST MARCH 2017**

ACCOUNT NO.	ACCOUNT HEAD	CLOSING BALANCE
3135	HAND PUMPS-INDIA MARK-II	367937.00
3139	WATER SUPPLY & DRAINAGE FUNDBANK	2526391.76
3140	WATER SUPPLY & DRAINAGE FUNDBANK	2672508.00
3141	WATER SUPPLY & DRAINAGE FUNDBANK	2240461.00
	TOTAL	611159407.26


 ஆய்வாளர்
 உள்ளாட்சி நிதித் தணிக்கை
 திருவள்ளூர்
**INSPECTOR
LOCAL FUND AUDIT
TIRUVALLUR.**


**Commissioner
Tiruvallur Municipality.**
