

## TIRUPATTUR MUNICIPALITY

## Elementary Education

## Balance Sheet as at 31-03-2017

As at 31/03/2016 Previous Year	A/C Head Code	A/c Head Description	Amount Rs.
		<b><u>Assests</u></b>	
		<b>A . FIXED ASSETS</b>	
0.00	3101	Land - Gross Block	5692797.00
2151042.00	3102	Buildings Gross Block	27876039.00
0.00	3109	Furniture Fixtures & Off.Equip.-Gross Bl	555184.00
0.00	3112	Plant & M/C - Gross Block	6092282.00
<b>2151042.00</b>		<b>Total (A)</b>	<b>40216302.00</b>
		<b>B . CURRENT ASSETS</b>	
6467221.00	3016	Education Tax Receivable	926644.00
1663320.00	3020	Education Tax	2155495.00
0.00	3025	Interest due on Fixed Deposit	173533.00
0.00	3055	Other Advances - Recoverable	1132836.00
0.00	3056	Deposit - Recoverable	3800.00
0.00	3065	P.D Account - Treasury	114757.80
17924831.00	3069	Elementary Education fund - Bank	1556847.66
0.00	3100	Transfer of Funds	2918130.00
<b>26055372.00</b>		<b>Total (B)</b>	<b>8982043.46</b>
<b>28206414.00</b>		<b>Total (A+B+C)</b>	<b>49198345.46</b>
		<b><u>Liabilities</u></b>	
		<b>A . LIABILITIES</b>	
0.00	4010	Diversion from Other Municipal Fund	218212.00
0.00	4011	Contribution from Municipal Fund	10419888.00
0.00	4013	Contributions from the Govt	450000.00
0.00		<b>Total (A)</b>	<b>11088100.00</b>
		<b>A . Accumulated depreciation A/C</b>	
11638.00	4036	CPS Recvioery	31409.00
0.00	4061	Buildings Accumulated Depreciation	7065039.00
0.00	4068	Furniture Fixture & off. Equip. Acc.Deprn	439919.00
0.00	4071	Plant & Machinery Accumulated Deprn	3068275.00

As at 31/03/2016 Previous year	A/C Head Code	A/c Head Description	Amount Rs.
11638.00		<b>Total (A)</b>	10604642.00
		<b>B . CURRENT LIABILITIES</b>	
986491.00	4016	Tender Deposit - Contractors	249154.00
0.00	4039	Prvision for Doubtful Colln of Rev. Item	154124.00
986491.00		<b>Total (B)</b>	403278.00
		<b>C . OUTSTANDINGS</b>	
2691.00	4035	IT Deductions Contractors	120614.00
0.00	4037	Sales Tax & Surchg. on Sales Tax Payable	147132.00
0.00	4043	Library Cess Payable	91.00
126744.00	4058	Royalty Payable (LWF)	139208.00
129435.00		<b>Total (C)</b>	407045.00
		<b>D . Accumulated Surplus</b>	
0.00	4001	Accumulated Surplus	26695280.46
0.00		<b>Total (D)</b>	26695280.46
1127564.00		<b>Total (A+B+C)</b>	49198345.46




  
**Inspector**  
 Local Fund Audit Department,  
 Vellore.

  
**Commissioner,**  
 Tirupattur Municipality.

  
 09/11/12

## Elementary Education



## Abstract of Income and Expenditure as at 31-03-2017

As at 31/03/2016 Previous Year	A/c Head Description	Schedule No.	Amount Rs.
	<u>Expenditure</u>		
0.00	D . Repairs Maintenance		1332018.00
0.00	F . Administrative Expenses		35293.00
0.00	G . Finance Expenses		35513.16
0.00	H . Depreciation		2126185.00
0.00	I . Excess of Income over Expendit		676441.84
0	<b>Total</b>		<b>4205451.00</b>
	<u>Income</u>		
0.00	A . Property Tax		2968168.00
0.00	H . Other Income		1237283.00
0	<b>Total</b>		<b>4205451.00</b>
	 <b>Inspector</b> Local Fund Audit Department, Vellore.		 <b>Commissioner,</b> Tirupattur Municipality. 

**TIRUPATTUR MUNICIPALITY**

**Elementary Education**

**Details of Income as at 31-03-2017**

As at 31/03/2016 Previous Year	A/C Head Code	A/c Head Description	Revised Budget Estimate	Amount Rs.
0.00	1003	<b>A . Property Tax</b> Education Tax		2968168.00
0.00		<b>Total (A)</b>		2968168.00
0.00	1045	<b>H . Other Income</b> Other Income		708.00
0.00	1068	Interest from Banks		48076.00
0.00	1069	Project Overhead Appropriation Expenses		58581.00
0.00	1074	Deposits Lapsed		1129918.00
0.00		<b>Total (H)</b>		1237283.00
0.00		<b>Grand Total</b>		4205451.00
		 <b>Inspector</b> Local Fund Audit Department, Vellore.	 <b>Commissioner,</b> Tirupattur Municipality.	

## TIRUPATTUR MUNICIPALITY

## Elementary Education

## Details of Expenditure as at 31-03-2017

As at 31/03/2016 Previous Year	A/C Head Code	A/c Head Description	Schedule No.	Amount Rs.
0.00	2126	<b>D . Repairs Maintenance</b> Maintenance Expenses of Schools		1332018.00
0.00		<b>Total (D)</b>		1332018.00
0.00	2048	<b>F . Administrative Expenses</b> Electricity Consumption Charges		35293.00
0.00		<b>Total (F)</b>		35293.00
0.00	2022	<b>G . Finance Expenses</b> Provision for doubtful Collecn - Revenue		27333.00
0.00	2028	Bank Charges		8180.16
0.00		<b>Total (G)</b>		35513.16
0.00	2038	<b>H . Depreciation</b> Depreciation		2126185.00
0.00		<b>Total (H)</b>		2126185.00
0.00	40021	<b>I . Excess of Income over Expendit</b> Excess of Income over Expenditure		676441.84
0.00		<b>Total (I)</b>		676441.84
0.00		<b>Grand Total</b>		4205451.00
		<p style="text-align: center;"><i>[Signature]</i> Inspector Local Fund Audit Department, Vellore.</p>		<p style="text-align: center;"><i>[Signature]</i> Commissioner, Tirupattur Municipality.</p> <p style="text-align: center;"><i>[Signature]</i> 09/04/17</p>