

Tambaram Municipality Education Fund

2018-2019

Income and Expenditure as on

A/c Code	Expenditure Particular	Amount	A/c Code	Income Particular	Amount
E1	Establishment Expenses		I1	Tax Revenue	590830.00
E2	Administrative Expenses		1100604	Education Tax - Vacant Sites	50720913.00
E3	Operations & Maintenance		1100601	Education Tax - Residential	
2305109	Maintenance expenses - Schools	3713362.00		-----	
	-----		Total	Tax Revenue	51311743.00
Total	Operations & Maintenance	3713362.00		-----	
E4	Interest & Finance Charges		I2	Assigned Revenues & Compensati	
E5	Programme Expenses		I3	Rental Income from Municipal P	
E6	Grants, Contribution and Subsi		I4	Fees & User Charges	
E7	Provisions and Write off		I5	Sale & Hire Charges	
2703002	Irrecoverable Revenue Items Wr	2318194.00	I6	Revenue Grants, Contribution a	
2701001	Provision for Doubtful Collect	218989.00	I7	Income from Investments	1830688.00
2703001	Irrecoverable Revenue Items Wr	1599379.00	1701001	Interest on Investments / Fixe	
	-----			-----	
Total	Provisions and Write off	4136562.00	Total	Income from Investments	1830688.00
E8	Miscellaneous Expenses		I8	Interest Earned	295377.00
E9	Depreciation		1711001	Interest from Bank	
2723201	Depreciation - Waterways	45323.00		-----	
	-----		Total	Interest Earned	295377.00

A/c Code	Expenditure Particular	Amount	A/c Code	Income Particular	Amount
2724001	Depreciation - Plant & machine	537627.00			
2727001	Depreciation - Furniture, Fixt	4356531.00	I9	-----	
2722001	Depreciation - Buildings	5640629.00		Other Income	


Total	Depreciation	10580110.00			


E10	Prior Period Item				
2801001	Taxes	-2063589.00			
2804001	Prior Year Income	-1881790.00			

Total	Prior Period Item	-3945379.00			

E11	Transfer to Reserve Funds				
3109001	Accumulated Surplus	38953153.00			

		53437808.00			53437808.00


 ஆய்வாளர்
 உள்ளாட்சி நிதி தணிக்கை
 தரம்பரம் பெரு நகராட்சி
 தரம்பரம்-600 045.


 Commissioner
 Tambaram Spl. Grade Municipality
 9.12.19

Balance Sheet as on 31/03/19

Liabilities		Assets			
A/C Code	Particulars	Amount	A/C Code	Particulars	Amount
L2	Earmarked Funds		A1	Fixed Assets	
3111001	Contribution from Municipal Fund	74385.00	4108002	Public Fountains - GROSS BLO	2102105.00
	-----		4101001	Land -GROSS BLOCK	4.00
Total	Earmarked Funds	74385.00	4102001	Buildings - GROSS BLOCK	153381758.00
	-----		4107001	Furniture Fixtures and Fitti	6839418.00
L3	Reserves		4107002	Electrical Installations - L	10284504.00
3121101	Capital reserve	1.00	4104002	Tools & Plant - GROSS BLOCK	2641238.00
	-----		4103201	Water Supply - Head Works, O	1454482.00
Total	Reserves	1.00	4103202	Ground Water Wells/ Deep Bor	33775.00
	-----			-----	
L9	Other Liabilities		Total	Fixed Assets	176737284.00
3502015	VAT - Payable	1181618.00		-----	
	-----		A2	Accumulated Depreciation	
Total	Other Liabilities	1181618.00	4112001	Buildings - Accumulated Depr	-43079385.00
	-----		4117001	Furniture, Fixtures & Fittin	-3175738.00
3109001	Accumulated Surplus	308837540.04	4117002	Electircal Installations - L	-3479854.00
	-----		4114002	Tools & Plant - Accumulated d	-10283359.00
			4113201	Head Works, OHT etc. Water s	-130902.00
			4113202	Ground Water Wells/ Deep Bor	-20329.00
			4114003	Hand Pumps - India Mark (II)	-1127263.00
			Total	-----	
				Accumulated Depreciation	-52041830.00

Liabilities		Assets	
A/C Code	Particulars	A/C Code	Particulars
	Amount		Amount
		A4	Investments - General Fund
		4208001	Fixed Deposit
			20755061.00
		Total	20755061.00
		A7	Sundry Debtors (Receivables)
		4311920	Education Tax - Recoverable
		4311924	Education Tax - Recoverable
		4311917	Education Tax - Recoverable
		4311921	Education Tax - Recoverable
		4314033	Interest Accrued on Fixed De
			381896.00
			1120018.00
			17431511.00
			15269217.00
			750021.00
		Total	34952663.00
		A8	Accumulated Provisions again
		4321001	Provision for outstanding Pr
			-3652702.00
		Total	-3652702.00
		A10	Cash and Bank balance
		4501001	General Fund - Cash Account
			125205.00

Liabilities		Assets			
A/C Code	Particulars	Amount	A/C Code	Particulars	Amount
			4502203	Elementary Education Fund Ban	6091553.02


			Total	Cash and Bank balance	6216758.02

			A13	Other Assets	
			4702006	Receivable from General fund	127126310.02

			Total	Other Assets	127126310.02

		310093544.04			310093544.04


Inspector
 Local Fund Audit


Commissioner
 Tambaram Municipality Education Fund
 9.10.19