

General Details of the ULB for Performance Grant (PG) 2019-20		
Name of the State	TAMIL NADU	
Name of the ULB	SENGOTTAI	
Civic Status of the ULB (M Corp/ M Council/ NP)	MUNICIPAL COUNCIL	
Census Population (2011)	26823	
Last Municipal Election Held (Year)	2011	
Next Municipal Election Due (Year)	2016	
Year of Performance Grant Claim	2019-20	
Whether the City is under AMRUT Mission or Not	NO	
Name of the Municipal Commissioner / Executive Officer of the ULB	N.RAJAMANICKAM	
Contact / Mobile No.	7397389943	
Email Address	commr.sengottai@tn.gov.in	
Name of the Contact Person	N. KANNAN	
Contact / Mobile No.	9442462712	
Email Address	commr.sengottai@gmail.com	
Postal Address of the ULB (with Pincode)	63 JAWAHARLAL NEHRU ROAD SENGOTTAI 627 809	
Website Address of the ULB	https://www.tnurbantree.tn.gov.in/sengottai	
Publishing of Audited Accounts of Municipality on ULB / State website		
For the Performance Grant of 2019-20	Published Audited Accounts of 2017-18	YES
	Website Address/URL	https://www.tnurbantree.tn.gov.in

1484

[Signature]
Commissioner
Sengottai Municipality.

For the Performance Grant of 2019-20


S. No.	Details	Income Details (Amounts to be provided in Rupees Lakh)			
		2015-16 (Audited Actuals)	2016-17 (Audited Actuals)	2017-18 (Audited Actuals)	2018-19 (Audited or Unaudited Actuals)
	Total Receipts (A+B)	635.28 ✓	832.82 ✓	499.70	638.54
A	Revenue Receipts (1+2+3)	431.42	510.07	417.02	552.60
1	Own Revenue Receipts (a+b)	84.20	89.74	93.10	143.28
a)	Tax Revenue (levied and collected by municipal body)	58.48	59.23	63.01	91.81 ✓
i)	Property tax	43.63	44.64	45.88 ✓	76.26 ✓
ii)	Other tax (levied and collected by municipal body)	14.85	14.59	17.13 ✓	15.55 ✓
b)	Non-tax revenue (levied and collected by municipal body)	25.72	30.51	30.09	51.47
i)	Fees & fines	9.75	10.02	7.98	8.22
ii)	User Charges			6.69	20.13
iii)	Other non-tax revenue (levied and collected by municipal body)	15.97	20.49	15.42	23.12
2	Other Revenue Receipts	34.07 ✓	21.20 ✓	22.47	18.17
a)	Income from interest/investments	12.59	12.99	13.22	13.12
b)	Other Revenue income	21.48	8.21	9.25	5.05
3	Transfers/Grants/Assigned Revenues	313.15	399.13	301.45	391.15
a)	State Assigned Revenue	8.42	28.20	19.16	9.33 ✓
b)	State Finance Commission (SFC) Grants/Devolution	233.12	253.19 ✓	229.78 ✓	282.08 ✓
c)	Octroi compensation				
d)	Other State Government Transfers				
e)	Central Finance Commission (CFC) Grant	71.61	117.74 ✓	52.51	99.74
f)	Other Central Government Transfers				
g)	Others				
B	Capital Receipts	203.86 ✓	322.75 ✓	82.68	85.94
1	Sale of Municipal Land				
2	Loans (from State Govt. or Banks etc.)				
3	State Capital Account Grant (under State Schemes etc.)	194.50	272.75	5.34	14.47
4	Central Capital Account Grant (under Central Schemes etc.)	9.36	50.00	77.34	71.47
5	Other Capital Receipts				

For the Performance Grant of 2019-20

S. No.	Details	Expenditure Details (Amounts to be provided in Rupees Lakh)			
		2015-16 (Audited Actuals)	2016-17 (Audited Actuals)	2017-18 (Audited Actuals)	2018-19 (Audited or Unaudited Actuals)
	Total Expenditure (1+2)	528.03	566.40	✓ 523.02	✓ 554.59
1	Revenue Expenditure	397.45	335.52	✓ 439.14	✓ 498.49
1.1	Adminstrative Expenses, Establishment and Salaries (All Departments-Regular and Contractual Staff)	332.11	265.42	✓ 292.55	✓ 353.06
1.2	Operation and Maintenance (O&M)	65.07	70.10	146.59	145.43
1.3	Loan repayment (Interest payments)	0.27	0.00	0.00	0.00
1.4	Others (any other revenue expenditure which is not salaries, O&M or Interest Payment)				
2	Capital Expenditure	130.58	230.88	✓ 83.88	✓ 56.10
2.1	All developmental works under Central/State specific schemes	123.83	230.88	✓ 83.88	✓ 56.10
2.2	Loan Repayments (Principial Amount)	6.75	0.00	0.00	
2.3	Other Capital expenditure				

Note: For the calculation of criteria 2a, revenue expenditure (Adminstrative Expenses, Establishment and Salaries, O & M and other revenue expenses) is calculated based on summation of 1.1., 1.2 & 1.4.


Commissioner
Sengottai Municipality.


1484

For the Performance Grant of 2019-20

S. No.	Indicators	MoHUA Benchmark	Service Level Benchmarks	
			Status 2018-19	Target 2019-20
Water Supply Services				
1	Coverage of water supply connections	100%	82	95
2	Per capita supply of water	135 lpcd	92	95
3	Extent of metering of water connections	100%	100	100
4	Extent of Non-Revenue Water (NRW)	20%	12	15
5	Continuity of water supply	24 hours	2	2
6	Quality of water supplied	100%	100	100
7	Efficiency in redressal of customer complaints	80%	80	80
8	Cost recovery in water supply services	100%	100	100
9	Efficiency in collection of water supply related charges	90%	90	90
Sewage management (Sewerage and Sanitation)				
1	Coverage of toilets	100%	100	100
2	Coverage of sewage network services	100%	0	0
3	Collection efficiency of the sewage network	100%	0	0
4	Adequacy of sewage treatment capacity	100%	0	0
5	Quality of sewage treatment	100%	0	0
6	Extent of reuse and recycling of sewage	20%	0	0
7	Efficiency in redressal of customer complaints	80%	0	0
8	Extent of cost recovery in sewage management	100%	0	0
9	Efficiency in collection of sewerage charges	90%	0	0
Solid Waste Management				
1	Household level coverage of Solid Waste Management services	100%	100	100
2	Efficiency of collection of municipal solid waste	100%	99	100
3	Extent of segregation of municipal solid waste	100%	77	100
4	Extent of municipal solid waste recovered	80%	80	80
5	Extent of scientific disposal of municipal solid waste	100%	78	100
6	Efficiency in redressal of customer complaints	80%	75	80
7	Extent of cost recovery in SWM services	100%	30	100
8	Efficiency in collection of SWM charges	90%	90	90
Storm Water Drainage				
1	Coverage of Storm water drainage network	100%	80	100
2	Incidence of water logging / flooding	0%		
SLB Status of 2018-19				
1	Coverage of Water Supply (24 X 7) in all Public/Community Toilets	24X7	YES	
2	Percentage of waste being processed scientifically*	100%	75 78	
*% amount of waste that is disposed in landfills that have been designed, built, operated and maintained as per standards laid down by Central agencies. This extent of compliance should be expressed as a percentage of the total quantum of waste disposed at landfill sites, including open dump sites.(Source: Handbook of Service Level Benchmarking, MoUD, GoI, Pg 66)				

For the Performance Grant of 2019-20

Part 1: Audit of Annual Accounts (Max Marks 10)

Condition	PG Year	Reference Data	Yes /No	Marks Obtained	If published audited accounts on ULB website, Marks = 10; Otherwise marks = 0
Published audited accounts on ULB website	2019-20	Audited Accounts of 2017-18	YES	10	

Part 2: Increase in Own Revenue Sources

(A): Covering Establishment costs and O&M from own income (Maximum Marks 20)

Condition	PG Year	Reference Data	Own Revenue (i)	Revenue Expenditure (ii)	Achievement Range (i / ii)	Marks Obtained	If achievement range is more than 70 %, marks = 20; between 60 % to 70 %, marks = 15; between 50 % to 60 %; marks = 10; less than 50%, marks = 0.
			Rs. In Lakh				
ULBs able to recover costs related to revenue expenditure which is O&M costs as well as establishment & salaries from its own revenue funds excluding octroi, entry tax and stamp duty, etc.	2019-20	2018-19	143.28	498.49	28.74	0	

(B): Capital expenditure as a percentage of total expenditure (Maximum Marks 20)

For 500 AMRUT Cities

Condition	PG Year	Reference Data	Capital Expenditure (i)	Total Expenditure (ii)	Achievement Range (i / ii)	Marks Obtained	If achievement range is more than 40 %, marks = 20; between 30 % to 40 %, marks = 15; between 20 % to 30 %, marks = 10; less than 20%, marks = 0.
			Rs. In Lakh				
Ratio of Capital Expenditure to Total Expenditure including all devolutions/schemes, etc.	2019-20	2018-19	0	0	0.00	0	

For all other Cities

Condition	PG Year	Reference Data	Capital Expenditure (i)	Total Expenditure (ii)	Achievement Range (i / ii)	Marks Obtained	If achievement range is more than 20 %, marks = 20; between 15 % to 20 %, marks = 15; between 10 % to 15 %, marks = 10; less than 10%, marks = 0.
			Rs. In Lakh				
Ratio of Capital Expenditure to Total Expenditure including all devolutions/schemes, etc.	2019-20	2018-19	56.1	554.59	10.12	10	

Part 3: Publishing of Service Level Benchmarks (SLBs)

A) Water supply:

1) Coverage (Maximum Marks 15)

Condition	PG Year	Reference Data	Coverage Ratio	Marks Obtained	
Water Coverage Ratio	2019-20	SLB Status of 2018-19	82	10	If coverage is between 90% to 100 %, marks = 15; between 80 % to 90 %; marks = 10, between 70 % to 80 %; marks = 5, less than 70%, marks = 0.

2) Reduction in NRW (Maximum Marks 15)

Condition	PG Year	Reference Data	NRW Status	Marks Obtained	
ULB achieving benchmark of Non-Revenue Water	2019-20	SLB Status of 2018-19	12	15	If NRW is less than 20%, Marks = 15; between 20 % to 30 %, marks = 10; between 30 % to 40 %, marks = 5; above 40 % , Marks =0.

3) Coverage of Water Supply for Public/Community Toilets (Maximum Marks 10)

Condition	PG Year	Reference Data	Percentage of 24X7 Water Supply to all PT/CT	Marks Obtained	
ULB providing water connection to Public and Community Toilets	2019-20	SLB Status of 2018-19	YES	10	If 24X7 water supply to all PT and CT, marks = 10; otherwise marks = 0

B) Solid Waste Management:

Coverage (Maximum Marks 10)

Condition	PG Year	Reference Data	% of waste being processed scientifically	Marks Obtained	
% of waste being processed scientifically	2019-20	SLB Status of 2018-19	75	10	If percentage of waste being processed scientifically is more than 50 %, marks = 10; between 20% to 50%, marks = 5; less than 20%, marks = 0.


Commissioner
Sengottai Municipality.

State			TAMIL NADU		
ULB			SENGOTTAI		
For the Performance Grant of 2019-20					
Criteria			Maximum Marks	Total Marks Obtained	
Part 1 : Audit of Annual Accounts			Published audited accounts on ULB website	10	10
Part 2 : Increase in Own Revenue Sources	a)		Covering Establishment costs and O&M from own income	20	0
	b)	For AMRUT cities	Capital expenditure as a percentage of total expenditure	20	
		For Non-AMRUT cities	Capital expenditure as a percentage of total expenditure		10
Part 3: Publishing of Service Level Benchmarks (SLBs)	a)	1	Water Coverage Ratio	15	10
		2	Reduction in NRW	15	15
		3	Coverage of Water Supply for Public/Community Toilets	10	10
	b)		Percentage of waste being processed scientifically	10	10
Total				100	65

[Signature]
Commissioner,
Sengottai Municipality.

[Signature]
1484

SENGOTTAI MUNICIPALITY

Annexure 2

14th Finance Commission Performance Grant

Claim Form of ULBs to State Government

(To be Sent by ULBs to the State) PG 2019-20

Name of the ULB :- Sengottai

Date of the Last Election held and due date :- 20.10.2011

Name of the State :- Tamil Nadu

Conditions for Disbursal of Performance Grant :-

Part 1: Increase in Own Revenue Sources

Achievement Range	Yes	No
Published audited accounts on ULB Website	10	

Part 2: Increase in Own Revenue Sources

A) Covering Establishment costs and O&M from own income (Maximum Marks 20)

	More than 70 %	Between 60% to 70%	Between 50% to 60%	Less than 50%
Marks	20	15	10	0
ULB able to recover costs related to Revenue expenditure which is O&M costs as well as Establishment & Salaries from its own revenue funds excluding control entry tax and stamp duty etc.,	-	-	-	28.74

B) Capital expenditure as a percentage of Total Expenditure (Maximum marks 20)

For AMRUT Cities

	More than 70 %	Between 60% to 70%	Between 50% to 60%	Less than 50%
Marks	20	15	10	0
Ratio of capital expenditure to Total Expenditure including all devolutions/Schemes etc	-	-	-	-

For All Other cities

Achievement Range	More than 20 %	Between 15% to 20%	Between 10% to 15%	Less than 10%
Marks	20	15	10	0
Ratio of capital expenditure to Total Expenditure including all devolutions/Schemes etc	--	-	10.12%	-

Part 3: Publishing of Service Level Benchmarks (SLBs)**A. Water Supply****1) Coverage (Maximum Marks 15)**

Achievement Range	Between 90% to 100%	Between 80% to 90%	Between 70% to 80%	Less than 70%
Marks	15	10	5	0
Water Coverage Ratio		82%	--	0

2) Reduction in NRW (Maximum Marks 15)

Achievement Range	Less than 20%	Between 20% to 30%	Between 30% to 40%	Above 40%
Marks	15	10	5	0
ULB achieving benchmark of Non Revenue Water (NRW)	12%	-	-	0


1) Coverage of Water Supply for Public/Community Toilets
(Maximum Marks 10)

Achievement Range	100% PT/CT Covered	Less than 100%
Marks	10	0
ULB providing water connection to public and community toilets	100	

B) Solid Waste Management
Coverage: (Maximum Marks 10)

Achievement Range	More Than 50%	Between 20% to 50%	Less than 20%
Marks	10	5	0
% of Waste being Processed Scientifically	78%		

It is Confirmed that I have verified the information presented in this form, which is true and current to the best of knowledge


Municipal Commissioner
Sengottai Municipality


1484


FORM R


Name of the ULB :- Sengottai

PG 2019-20

Details Assigned Revenue, Grants and Transfers form State and Central Government						
S.No	Code No	Description	2015-16	2016-17		2017-18
			Amount in lakhs Rs.	Amount in lakhs Rs.	Code No	Amount in lakhs Rs.
1	1046	Duty Transfer of Property	6.26	2.87		5.18
2	1047	Entertainment Tax	0	0		0
3	1050	Assigned Revenue	2.16	25.33		13.98
4	1053	SFC Devolution	233.12	253.19		229.78
5	4014	Central Finance Commission Grant (13th and 14th FC grants)	71.61	117.74		52.51
		Total A	313.15	399.13		301.45
		Capital Receipts				
6	1051	Grant for Natural Calamities	0	0		0
7	1052	Grant for Schemes Implementation (IPP5)	0	0		0
8		Infra- Gap Filling Fund	0			
9		O&M - Gap Filling Fund	50	0		0
10	4014	TURIP		198		0
11	4014	IUDM	0			
12	4014	MLA/MP FUND	39.5	24.75		5.34
13	4014	Grant Relesed by TNUFSL (External Aided Projects)				
14	4014	Performance Grant		26.83		
15	4014	Swachh Bharat Mission	9.36	71.94		0
16	4014	NULM/TNULM				0
17	4014	Grant relesed by TUFIDCO JNNURM				0
18	4014	Grant released by CMA (BSUP/IHSDP)				

19	4014	Grant released by line Departments		1.23		77.34
20	4014	Other Grants (Specify)				
		(1) Baby Toilet	0			
		(2) Open Defecation	5			0
		(3) Namma Toilet	25			0
		(4) SRP 2015-2016	75			0
21		Loan (State Govt/Financial Institution)				
		Total B	203.86	322.75		82.68
		Total A+B	517.01	721.88		384.13


 COMMISSIONER
 SENGOTTAI MUNICIPALITY


 1484

FORM R


Name of the ULB :- Sengottai

PG 2019-20

Details Assigned Revenue, Grants and Transfers form State and Central Government				
S.No	Code No	Description	Code No	2018-19 Amount in lakhs Rs.
1	1046	Duty Transfer of Property		9.33
2	1047	Entertainment Tax		0
3	1050	Assigned Revenue		0
4	1053	SFC Devolution		282.08
5	4014	Central Finance Commission Grant (13th and 14th FC grants)		99.74
		Total A		391.15
		Capital Receipts		
6	1051	Grant for Natural Calamities		0
7	1052	Grant for Schemes Implementation (IPP5)		0
8		Infra- Gap Filling Fund		
9		O&M - Gap Filling Fund		0
10	4014	TURIP		0
11	4014	IUDM		
12	4014	MLA/MP FUND		14.47
13	4014	Grant Released by TNUFSL (External Aided Projects)		
14	4014	Performance Grant		
15	4014	Swachh Bharat Mission		0
16	4014	NULM/TNULM		0
17	4014	Grant released by TUFIDCO JNNURM		0
18	4014	Grant released by CMA (BSUP/IHSDP)		
19	4014	Grant released by line Departments		0

20	4014	Other Grants (Specify)		
		(1) IHLL		71.47
		(2) Open Defecation		0
		(3) Namma Toilet		0
		(4) SRP 2015-2016		0
21		Loan (State Govt/Financial Institution)		
		Total B		85.94
		Total A+B		477.09


 COMMISSIONER
 SENGOTTAI MUNICIPALITY


 1484

Name of ULB: SENGOTTAI MUNICIPALITY

FORM K

Details showing the capital expenditure

PG 2019-20

Code No	Description	2015-16				2016-17				2017-18			
		amount(Rs in lakhs)				amount(Rs in lakhs)				amount(Rs in lakhs)			
		Rev & Capital	water suppl	Ele Edu	Total	Rev & Capital	water supply	Ele Edu	Total	Rev & Capital	water suppl	Ele Edu	Total
1	2	3	4	5	6	7	8	9	10	11	12	13	14
3121	Expenditure booked in general ledger and code no.3121 (debit total)(-)(Opening balance)	15.43	18.2	0	33.63	31.92	4.14		36.06	22.12			22.12
3122	Expenditure booked in general ledger and code no.3122 (debit total)(-)(Opening balance)Govt grants	90.2	0	0	90.2	194.82	0	0	194.82	61.76			61.76
3106	Heavy vehicle gross block	0	0	0	0	0	0	0	0	0			0
3107	Light vehicle gross block				0	0	0	0	0				0
3108	Other vehicles gross block				0	0	0	0	0				0
3109	Furnitruue and fixtures and office equipments gross block				0	0	0	0	0				0
3110	Electrical insallation lamps/tubelight fittings				0	0	0	0	0				0
3111	Electrical installation others gross block				0	0	0	0	0				0
4006	Loan Repayment		6.75		6.75								0
Total		105.63	24.95	0	130.58	226.74	4.14	0	230.88	83.88	0	0	83.88

COMMISSIONER

SENGOTTAI MUNICIPALITY

148.4

Name of ULB: SENGOTTAI MUNICIPALITY
FORM K

Details showing the capital expenditure

PG 2019-20

Code No	Description	2018-19			
		amount(Rs in lakhs)			
		Rev & Capital	water supply	Ele Edu fund	Total
1	2	11	12	13	14
3121	Expenditure booked in general ledger and code no.3121 (debit total)(-)(Opening balance)	56.1			56.1
3122	Expenditure booked in general ledger and code no.3122 (debit total)(-)(Opening balance)Govt grants	0			0
3106	Heavy vehicle gross block	0			0
3107	Light vehicle gross block				0
3108	Other vehicles gross block				0
3109	Furniture and fixtures and office equipments gross block				0
3110	Electrical installation lamps/tubelight fittings				0
3111	Electrical installation others gross block				0
4006	Loan Repayment				0
Total		56.1	0	0	56.1

COMMISSIONER
SENGOTTAI MUNICIPALITY

1484


LOCAL AND MUNICIPAL NOTIFICATION

SENGOTTAI MUNICIPALITY

(Letter No.E1/222/2015 Dated 18.02.2016)

NOTIFICATION


Under the conditions imposed for the drawl of share of " General Performance Grant" vide condition as per Para 9.77 under the 14 th Finance commission recommendations, the under signed holding the office of the commissioner, Sengottai Municipality is Publishing the standardized Service Level Bench Marking for the year of 2019-2020 comprising of Four Service Sectors wise, Water Supply, Sewerage, Storm Water Drainage and Solid waste Management pertaining to the sengottai Municipality.


Commissioner

Sengottai Municipality

Tirunelveli District

COMMISSIONER
SENGOTTAI MUNICIPALITY


14/2/16

Declaration of Service Level Standards Notification Format- 2019-2020

Urban Local Body	Name of the Corporation Commissioner / Municipal Commissioner / Executive Officer	Postal address with PIN code	Phone & Fax nos.	Email id.
Municipality	N.RAJAMANICKAM, COMMISSIONER	63, Jawaharlal Nehru Road Sengottai -627809	04633-233338	commr.sengottai@tn.go v.in

Supply Indicators

Coverage of water supply Connections	Per capita supply of water	Extent of metering of water connections	Extent of non revenue water	Continuity of water supply	Quality of water supplied	Efficiency in redressal of customer complaints	Cost recovery in water supply services	Efficiency in collection of water supply-related charges
100%	135 lpcd	100%	20%	24 hours	100%	80%	100%	90%
Current (2018 - 19)	Current (2018 - 19)	Current (2018 - 19)	Current (2018 - 19)	Current (2018 - 19)	Current (2018 - 19)	Current (2018 - 19)	Current (2018 - 19)	Current (2018 - 19)
82%	92	100%	12%	2	100%	100%	100%	100%
Targets (2019 - 20)	Targets (2019 - 20)	Targets (2019 - 20)	Targets (2019 - 20)	Targets (2019 - 20)	Targets (2019 - 20)	Targets (2019 - 20)	Targets (2019 - 20)	Targets (2019 - 20)

Waste Management (Sewerage and Sanitation)

Coverage of toilets	Coverage of sewerage network services	Collection efficiency of the sewerage network	Adequacy of sewerage treatment capacity	Quality of sewerage treatment	Extent of reuse and recycling of treated sewage	Efficiency in redressal of customer complaints	Extent of cost recovery in sewerage management	Efficiency in collection of sewerage charges
100%	100%	100%	100%	100%	20%	80%	100%	90%
Current (2018 - 19)	Current (2018 - 19)	Current (2018 - 19)	Current (2018 - 19)	Current (2018 - 19)	Current (2018 - 19)	Current (2018 - 19)	Current (2018 - 19)	Current (2018 - 19)
100%	0	0	0	0	0	0	0	0
Targets (2019 - 20)	Targets (2019 - 20)	Targets (2019 - 20)	Targets (2019 - 20)	Targets (2019 - 20)	Targets (2019 - 20)	Targets (2019 - 20)	Targets (2019 - 20)	Targets (2019 - 20)

Waste Management Indicators

Household level coverage of solid waste management services	Efficiency of collection of municipal solid waste	Extent of segregation of municipal solid waste	Extent of municipal solid waste recovered	Extent of scientific disposal of municipal solid waste	Efficiency in redressal of customer complaints	Extent of cost recovery in SWM services	Efficiency in collection of SWM charges
100%	100%	100%	80%	100%	80%	100%	90%
Current (2018 - 19)	Current (2018 - 19)	Current (2018 - 19)	Current (2018 - 19)	Current (2018 - 19)	Current (2018 - 19)	Current (2018 - 19)	Current (2018 - 19)
100%	99%	77%	92%	78%	75%	30%	90%
Targets (2019 - 20)	Targets (2019 - 20)	Targets (2019 - 20)	Targets (2019 - 20)	Targets (2019 - 20)	Targets (2019 - 20)	Targets (2019 - 20)	Targets (2019 - 20)

Water Drainage Indicators

Coverage of storm water drainage network	Incidence of water logging/ flooding
100%	0%
Current (2018 - 19)	Current (2018 - 19)
80%	0
Targets (2019 - 20)	Targets (2019 - 20)

[Signature]
Commissioner
Sengottai Municipality
Sengottai - 627809