

**சாத்தூர் நகராட்சி**  
**Sattur Municipality**  
Trial Balance

Output Parameter : Financial Year : 2018-2019; Fund Name : Water Supply and Drainage Fund; From Date : 01/Apr/2018; To Date : 31/Mar/2019;

Account No	Account Head Name	Opening Balance		Actuals		Net Balance	
		Debit(₹)	Credit(₹)	Debit (₹)	Credit (₹)	Debit(₹)	Credit(₹)
1	Water Supply and Drainage Tax - Residential	0	0	0	3307396	0.0	3307396
2	Water Supply and Drainage Tax - Commercial	0	0	0	3784237	0.0	3784237
3	Water Supply and Drainage Tax - Industrial	0	0	0	300322	0.0	300322
4	Water Supply and Drainage Tax - Vacant Sites	0	0	94.58	100112.58	0.0	100018
5	OTHER PENALTIES	0	0	9860	503700	0.0	493840
5	UGD MONTHLY CHARGES	0	0	200	561308	0.0	561108
7	Underground Drainage Fees	0	0	0	19000	0.0	19000
3	METERED/ TAP RATE WATER CHARGES	0	0	4800	5944800	0.0	5940000
3	Road Cutting Restoration Charge	0	0	0	10110	0.0	10110
0	Initial Amount for New Water Supply Connections	0	0	0	487500	0.0	487500
1	INITIAL AMOUNT FOR DRAINAGE CONNECTIONS	0	0	0	30000	0.0	30000
2	SEWERAGE DISCONNECTION CHARGES	0	0	0	510	0.0	510
3	Sewerage Inspection Charges	0	0	0	3000	0.0	3000
4	INTEREST ON INVESTMENTS / FIXED DEPOSITS	0	0	0	2996203	0.0	2996203
5	INTEREST FROM BANK	0	0	0	56235	0.0	56235
6	OTHER INCOME	0	0	0	179599	0.0	179599
7	PAY	0	0	6017477	0	6017477	0.0
8	DEARNESS ALLOWANCE	0	0	525904	0	525904	0.0

**சாத்தூர் நகராட்சி**  
**Sattur Municipality**  
Trial Balance

Account Parameter : Financial Year : 2018-2019; Fund Name : Water Supply and Drainage Fund; From Date : 01/Apr/2018; To Date : 31/Mar/2019;

2101005	HOUSE RENT ALLOWANCE	0	0	211250	0	211250	0.0
2101006	CITY COMP. ALLOWANCE	0	0	4200	0	4200	0.0
2101007	MEDICAL ALLOWANCE	0	0	39600	0	39600	0.0
2101008	OTHER ALLOWANCE	0	0	12000	0	12000	0.0
2101011	BONUS	0	0	33000	0	33000	0.0
2102001	MEDICAL REIMBURSEMENT	0	0	3600	0	3600	0.0
2102014	GROUP INSURANCE SCHEME - MANAGEMENT CONTRIBUTION	0	0	23760	0	23760	0.0
2102015	CPF MANAGEMENT CONTRIBUTION	0	0	168120	0	168120	0.0
2102019	CONVEYANCE ALLOWANCE	0	0	3000	0	3000	0.0
2201201	TELEPHONE CHARGES	0	0	10015	0	10015	0.0
2203001	TRAVEL EXPENSES	0	0	18720	0	18720	0.0
2204001	VEHICLE INSURANCE	0	0	78496	0	78496	0.0
2208003	OTHER EXPENSE	0	0	75454	0	75454	0.0
2301002	POWER CHARGES FOR WATER HEAD WORKS / PUMPING STATIONS / BOOSTER STATIONS	0	0	459039	0	459039	0.0
2301003	POWER CHARGES FOR STREET LIGHTS	0	0	136831	0	136831	0.0
2303002	DIESEL	0	0	102288	0	102288	0.0
2305009	MAINTENANCE EXPENSES - WATER SUPPLY	0	0	2757879	0	2757879	0.0
2305011	MAINTENANCE CHARGES TO TWAD BOARD/ METRO WATER BOARD	0	0	3158116	0	3158116	0.0
2305301	Light Vehicles - Maintenance	0	0	68940	0	68940	0.0
2305302	HEAVY VEHICLES - MAINTENANCE	0	0	231303	0	231303	0.0
2308015	TESTING & INSPECTION CHARGES	0	0	8469	0	8469	0.0
2407001	BANK CHARGES	0	0	1222	0	1222	0.0

red By:

**சாத்தூர் நகராட்சி**  
**Sattur Municipality**  
Trial Balance

Input Parameter : Financial Year : 2018-2019; Fund Name : Water Supply and Drainage Fund; From Date : 01/Apr/2018; To Date : 31/Mar/2019;

41	2701001	PROVISION FOR DOUBTFUL COLLECTION OF	0	0	1746632	0	1746632	0.0
		REVENUE ITEMS - TAXES						
42	2722001	DEPRECIATION - BUILDINGS	0	0	6938	0	6938	0.0
43	2723101	DEPRECIATION - SEWERAGE AND DRAINAGE	0	0	26976	0	26976	0.0
44	2723201	DEPRECIATION - WATERWAYS	0	0	4049426	0	4049426	0.0
45	2724001	DEPRECIATION - PLANT & MACHINERY	0	0	24218	0	24218	0.0
46	2725001	DEPRECIATION - VEHICLES	0	0	29174	0	29174	0.0
47	2726001	DEPRECIATION - OFFICE & OTHER EQUIPMENTS	0	0	120	0	120	0.0
		Taxes						
48	2801001	PRIOR YEAR INCOME	0	0	55907	55907	0.0	0.0
49	2804001	ACCUMULATED SURPLUS / DEFICIT	0	0	0	2161325	0.0	2161325
50	3109001	CONTRIBUTIONS FROM MUNICIPAL FUND	21203386	0	0	0	21203386	0.0
51	3111001	CONTRIBUTIONS FROM THE GOVERNMENT	0	888136	0	0	0.0	888136
52	3203001	Tender Deposit - Contractors.	0	13482316	0	0	0.0	13482316
53	3401001	TENDER DEPOSIT - SUPPLIERS	0	506235	529192	1615483	0.0	1592526
54	3401002	SECURITY DEPOSIT - CONTRACTORS	0	0	0	15018	0.0	15018
55	3401003	DEPOSITS - OTHERS	0	950337	0	681310	0.0	1631647
56	3408001	Others	0	92417	0	0	0.0	92417
57	3418001	POWER CHARGES - PAYABLE - STREET LIGHTS	0	100250	0	0	0.0	100250
58	3501001	ACCOUNTS PAYABLE - CONTRACTORS	0	364	0	0	0.0	364
59	3501003	ACCOUNTS PAYABLE EXPENSES	0	0	14256381	15538911	0.0	1282530
60	3501005	PERSONNEL CLAIMS	0	196028	1359303	1250438	0.0	87163
61	3501007	OTHERS-PAYABLE	0	918	0	0	0.0	918
62	3501008	WATE SUPPLY MAINTENANCE - PAYABLE TO TWAD	11395	0	0	0	11395	0.0
63	3501009	BOARD / METRO WATER BOARD	0	5125828	3336766	3158116	0.0	4947177

Prepared By:

சாத்தூர் நகராட்சி  
Sattur Municipality

Trial Balance

put Parameter : Financial Year : 2018-2019; Fund Name : Water Supply and Drainage Fund; From Date : 01/Apr/2018; To Date : 31/Mar/2019;

34	3501010	WATER CESS PAYABLE TO TIN POLLUTION CONTROL BOARD	0	47652	0	59073	0.0	106725
35	3501101	SALARIES & WAGES PAYABLE	0	0	5107348	5107348	0.0	0.0
36	3502001	PROVIDENT FUND RECOVERIES	0	1566	73300	912600	0.0	840866
37	3502003	RD RECOVERIES	0	100	0	0	0.0	100
38	3502004	L.I.C. POLICES PREMIUM RECOVERIES	0	0	211766	211766	0.0	0.0
39	3502005	SPECIAL PROVIDENT FUND-CUM-GRATUITY SCHEME - RECOVERIES	0	58580	0	5880	0.0	64460
70	3502006	F.B.F. / GROUP INSURANCE SCHEME RECOVERIES	0	9380	32400	32400	0.0	9380
71	3502009	It Deduction	0	15593	164345	164345	0.0	15593
72	3502012	H.B.A.SPECIAL F.B.F. SUBSCRIPTION	0	150	0	0	0.0	150
73	3502013	INCOME TAX DEDUCTIONS - CONTRACTORS	0	0	161187	164177	0.0	2990
74	3502014	OTHER RECOVERIES	0	125504	0	172332	0.0	297836
75	3502015	VAT - PAYABLE	0	445901	27662	110816	0.0	529055
76	3502017	SERVICE TAX PAYABLE	0	927	0	0	0.0	927
77	3502021	CPE SUBSCRIPTION RECOVERIES	0	438	336240	336240	0.0	438
78	3502023	Health Fund Subscription	0	96361	0	23760	0.0	120121
79	3502025	Manual Workers General Welfare Fund	0	322565	350133	40568	0.0	13000
80	3502032	CGST - PAYABLE	0	0	94390	101089	0.0	6699
81	3502033	SGST - PAYABLE	0	0	94390	101089	0.0	6699
82	3503001	Recoveries - Payable to Other Municipalities	0	24497	0	0	0.0	24497
83	3504101	ADVANCE COLLECTION OF PROPERTY TAX	0	2050	8352	6302	0.0	0.0
84	3504102	3504102-Advance Collection other Revenue	0	0	6253	6253	0.0	0.0
85	3504102	ADVANCE COLLECTION - OTHER REVENUES	0	6253	6253	0	0.0	0.0

pared By:

**சாத்தூர் நகராட்சி**  
Sattur Municipality  
Trial Balance

put Parameter : Financial Year : 2018-2019; Fund Name : Water Supply and Drainage Fund; From Date : 01/Apr/2018; To Date : 31/Mar/2019;

86	3603001	PROVISION FOR DOUBTFUL COLLECTION OF REVENUE ITEMS	0	4615672	2037242	1746632	0.0	4325062
87	4101001	LAND - GROSS BLOCK	8	0	0	0	8	0.0
88	4102001	BUILDINGS - GROSS BLOCK	349324	0	0	0	349324	0.0
89	4103102	DRAINAGE AND SEWERAGE PIPES, CONDUITS, CHANNELS ETC. - GROSS BLOCK	899212	0	0	0	899212	0.0
90	4103201	WATER SUPPLY - HEAD WORKS, OHT ETC. AND WATER SUPPLY MAINS - GROSS BLOCK	29056217	0	14144959	0	43201176	0.0
91	4103202	GROUND WATER WELLS/ DEEP BORE WELLS - GROSS BLOCK	8544177	0	0	0	8544177	0.0
92	4103203	RESERVOIRS - GROSS BLOCK	311566	0	0	0	311566	0.0
93	4104001	PLANT AND MACHINERIES - GROSS BLOCK	945888	0	0	0	945888	0.0
94	4104002	TOOLS & PLANT - GROSS BLOCK	15140	0	0	0	15140	0.0
95	4104003	HAND PUMPS - INDIAN MARK II - GROSS BLOCK	3126431	0	0	0	3126431	0.0
96	4105001	HEAVY VEHICLES - GROSS BLOCK	1116287	0	0	0	1116287	0.0
97	4105002	LIGHT VEHICLES - GROSS BLOCK	395824	0	0	0	395824	0.0
98	4107001	FURNITURE FIXTURES AND FITTINGS - GROSS BLOCK	209	0	0	0	209	0.0
99	4108001	PUBLIC FOUNTAINS - GROSS BLOCK	4526	0	0	0	4526	0.0
100	4112001	BUILDINGS - ACCUMULATED DEPRECIATION	0	210567	0	6938	0.0	217505
101	4113102	DRAINAGE SEWERAGE PIPES, CONDUITS ETC. - ACCUMALATED DEPRECIATION	0	372320	0	26976	0.0	399296
102	4113201	HEAD WORKS, OHT ETC. WATER SUPPLY MAINS - ACCUMALATED DEPRECIATION	0	1144936	0	3612870	0.0	14754806

Prepared By: /

**சாத்தூர் நகராட்சி**  
**Sattur Municipality**  
Trial Balance

Parameter : Financial Year : 2018-2019; Fund Name : Water Supply and Drainage Fund; From Date : 01/Apr/2018; To Date : 31/Mar/2019;

4113202	GROUND WATER WELLS/ DEEP BORE WELLS - ACCUMULATED DEPRECIATION	0	3095518	0	427209	0.0	3522727
4113203	RESERVOIRS - ACCUMULATED DEPRECIATION	0	102817	0	9347	0.0	112164
4114001	PLANT & MACHINERY - ACCUMULATED DEPRECIATION	0	849018	0	24218	0.0	873236
4114002	TOOLS & PLANT - ACCUMULATED DEPRECIATION	0	14661	0	120	0.0	14781
4114003	HAND PUMPS - (INDIA MARK (II)) - ACCUMULATED DEPRECIATION	0	3126405	0	0	0.0	3126405
4115001	HEAVY VEHICLES - ACCUMULATED DEPRECIATION	0	1008994	0	26823	0.0	1035817
4115002	LIGHT VEHICLES - ACCUMULATED DEPRECIATION	0	386421	0	2351	0.0	388772
4118001	PUBLIC FOUNTAINS - ACCUMULATED DEPRECIATION	0	4416	0	0	0.0	4416
4121001	PROJECTS - IN - PROGRESS ACCOUNT	0	2000	1300000	1300000	0.0	2000
4122001	PROJECTS - IN - PROGRESS ACCOUNT	0	0	12844959	12844959	0.0	0.0
4208001	FIXED DEPOSIT	35528683	0	32572203	0	68100886	0.0
4301004	STORES - WATER SUPPLY	175989	0	0	69172	106817	0.0
4308001	Others	100253	0	0	0	100253	0.0
4311903	PROFESSION TAX - RECOVERABLE - CURRENT	0	0	34572	34572	0.0	0.0
4311907	Water Supply and Drainage Tax - Recoverable - Residential - Current	0	0	3341666	1845477	1496189	0.0
4311908	Water Supply and Drainage Tax - Recoverable - Commercial - Current	0	0	2620326	1088455	1531871	0.0

1 BY:

Page

**சாத்தூர் நகராட்சி**  
**Sattur Municipality**  
Trial Balance

Account Parameter : Financial Year : 2018-2019; Fund Name : Water Supply and Drainage Fund; From Date : 01/Apr/2018; To Date : 31/Mar/2019;

9	4311909	Water Supply and Drainage Tax - Recoverable - Industrial - Current	0	0	214495	87309	127186	0.0
0	4311910	Water Supply and Drainage Tax - Recoverable - Vacant Sites - Current	0	0	100112.58	24076.58	76036	0.0
1	4311912	Water Supply and Drainage Tax - Recoverable - Residential - Arrears	2522224	0	122375	1736838	907761	0.0
2	4311913	Water Supply and Drainage Tax - Recoverable - Commercial - Arrears	0	0	724471	69804	654667	0.0
3	4311914	Water Supply and Drainage Tax - Recoverable - Industrial - Arrears	0	0	91978	3071	88907	0.0
4	4311915	Water Supply and Drainage Tax - Recoverable - Vacant Sites - Arrears	593203	0	57615	129613	521205	0.0
5	4313003	WATER CHARGES RECOVERABLE - CURRENT	0	0	6448500	5060700	1387800	0.0
6	4313004	WATER CHARGES RECOVERABLE - ARREARS	2944248	0	0	1459101	1485147	0.0
7	4313005	UGD MONTHLY CHARGES RECOVERABLE - CURRENT	0	0	561368	297294	269014	0.0
8	4313006	UGD MONTHLY CHARGES RECOVERABLE - ARREARS	1467923	0	0	554755	913168	0.0
9	4314037	MATERIALS COST RECOVERABLE A/C - CONTRACTORS	4918	0	0	0	4918	0.0
0	4314040	Misc. Recovery	1315011	0	0	0	1315011	0.0
1	4501001	Cash Account	3425	0	12968283	12971708	0.0	0.0
2	4502001	Cheque Account	0	0	225960	225960	0.0	0.0
3	4502002	Online Transaction	180	0	0	0	180	0.0
4	4502114	RF-RP-IOB-101801000006338	0	0	17722	17722	0.0	0.0
5	4502115	WS-RP-IOB-101801000004536	712908	0	16911604	16037879	1586633	0.0


Prepared By:


**சாத்தூர் நகராட்சி**  
Sattur Municipality  
Trial Balance

Output Parameter : Financial Year : 2018-2019; Fund Name : Water Supply and Drainage Fund; From Date : 01/Apr/2018; To Date : 31/Mar/2019;

6	4502116	WS-RP-IOB-101801000006339	40180	0	1005	35000	6185	0.0	0.0
7	4502117	WS-RP-IOB-101801000018005	143107	0	30517571	30412059	248619	0.0	0.0
8	4502125	RF-RP-SBI-10914576710	0	0	4900000	4900000	0.0	0.0	0.0
9	4502127	RF-RP-SBI-10914576981	2412	0	0	2412	0.0	0.0	0.0
0	4502134	RF-R&P-CAPITAL-IOB-101801000022533	0	0	6557069	6557069	0.0	0.0	0.0
1	4601001	FESTIVAL ADVANCE	29600	0	45000	45000	29600	0.0	0.0
2	4604001	ADVANCE TO SUPPLIERS	151022	0	0	0	151022	0.0	0.0
3	4605011	GENERAL IMPREST ACCOUNT	1000	0	0	0	1000	0.0	0.0
4	4606001	DEPOSITS - RECOVERABLE	29730	0	0	0	29730	0.0	0.0
5	4612001	Advance	18315	0	0	0	18315	0.0	0.0
6	4701001	ADVANCE TO TWAD BOARD/METRO WATER BOARD	0	0	100000000	0	100000000	0.0	0.0
7	4702001	PAYABLE TO WATER SUPPLY AND DRAINAGE FUND	100000000	0	0	100000000	0.0	0.0	0.0
8	4702003	PAYABLE TO GENERAL FUND	0	0	1003636	1003636	0.0	0.0	0.0
9	4702006	RECEIVABLE FROM GENERAL FUND	0	0	3972420	45586968	0.0	0.0	205947378
		Total	211763921	211763921	300595672.2	300595672.2	281314767	281314767	281314767

Prepared By:

  
 COMMISSIONER  
 SATTUR MUNICIPALITY

  
 RESPECTOR  
 LOCAL FUND AUDIT DEPT.  
 VIRUDHUNAGAR.



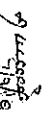
**Sattur Municipality**  
**சாத்தூர் நகராட்சி**  
**Income And Expenditure Statement**

Parameter: Financial Year : 2018-2019; Fund Name : Water Supply and Drainage Fund; From Date : 01/Apr/2018; To Date : 31/Mar/2019;

Generated Date : 01-Sep-2019 13:03

Sl No	Description of Items	Schedule No	Current Year Amount (₹)	Previous Year Amount (₹)
<b>Income</b>				
	Tax Revenue	I-1	7491973	0
	Fees & User Charges	I-4	7545068	0
	Income from Investments	I-7	2996203	0
	Interest Earned	I-8	56235	0
	Other Income	I-9	179599	0
	<b>Total</b>		<b>18269078</b>	<b>0</b>
<b>Expenditure</b>				
	Establishment Expenses	I-10	7041911	0
	Administrative Expenses	I-11	182685	0
	Operations & Maintenance	I-12	6922796	0
	Interest & Finance Charges	I-13	1222	0
	Provisions and Write off	I-16	1746632	0
	Depreciation		4136852	0
	Prior Period Item	I-18	-2161325	0
	<b>Total</b>		<b>17870773</b>	<b>0</b>
	<b>3109002-Gross Deficit of Expenditure over Income</b>		<b>398305.00</b>	<b>0</b>

ed By: 6131003  
  
**COMMISSIONER (V)**  
**SATTUR MUNICIPALITY**

  
**INSPECTOR**  
**LOCAL FUND AUDIT DEPT.**  
**VIRUDHUNAGAR.**

**சாத்தூர் நகராட்சி**  
**Sattur Municipality**  
**Balance Sheet**

Parameter : Financial Year : 2018-2019; Fund Name : Water Supply and Drainage Fund; From Date : 01/Apr/2018; To Date : 31/Mar/2019;

Sl. No.	Description of Items	Schedule No.	Current Year Amount(₹)	Previous Year Amount(₹)
<b>Liabilities</b>				
	Municipal (General) Fund	B-1	-20805081	-21181050.55
	Farmarked Funds	B-2	888136	888136
	Grants , Contribution for specific purposes	B-4	13482316	13482316
	Deposits Received	B-7	3331608	540989
	Deposit works	B-8	100250	100250
	Other Liabilities	B-9	8346294	6469260
	Provisions	B-10	4325062	4615672
	<b>Total</b>		<b>9668585</b>	<b>4915572.45</b>
<b>Assets</b>				
	Fixed Assets	B-11	58909768	44764809
	Accumulated Depreciation		-24449925	-20313073
	Capital Work - in - progress		-2000	2000
	Investments - General Fund	B-12	68100886	35528683
	Stock - in - hand	B-14	207070	276242
	Sundry Debtors (Receivables)	B-15	10778880	8869862.45
	Cash and Bank balance	B-17	1841617	-105788
	Loans, Advances and Deposits	B-18	211352	211352
	Accumulated Provisions against loans, Advances and Deposits		18315	18315
	Other Assets	B-19	-105947378	-64332830
	<b>Total</b>		<b>9668585</b>	<b>4915572.45</b>


*(Signature)*  
**COMMISSIONER (u)**  
**SATTUR MUNICIPALITY**

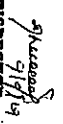
*(Signature)*  
**INSPECTOR**  
**LOCAL FUND AUDIT DEPT.**  
**VIRUDHUNAGAR.**

SATTUR MUNICIPALITY  
DEMAND, COLLECTION & BALANCE STATEMENT FOR THE YEAR 2018 - 2019 BUILDING & V.L.T DCB

PARTICULARS	ACC CODE	01:04:2018 OB	SUPPLIM ENT	DEMAND		COLLECTION		BALANCE		ACC CODE				
				ARREAR	CURRENT	ARREAR	CURRENT	ARREAR	CURRENT	ARREAR	CURRENT			
PROPERTY TAX			1088											
Property Tax - Residential	1100101	2608041	256008	2865049	7027207	9892256	936334	3848264	4784598	1928715	3178943	5107658	4311006	4311001
Property Tax - Commercial	1100102	2442730	0	2442730	8040350	10483080	1051763	4765892	5837365	1380987	3264788	4645725	4311007	4311002
Property Tax - Industrial	1100103	310956	0	310956	638092	949048	3659	99728	103387	307297	538364	845661	4311008	4311003
Property Tax - Vacant Sites	1100104	593204	1816	595020	100018	695038	73815	23982	87797	521205	76036	597241	4311009	4311004
Property Tax - Others	1100105	0	0	0	0	0	0	0	0	0	0	0	4311010	4311005
GENERAL PURPOSE		5952931	260824	6213755	15805667	22019422	2065571	8757566	10823137	4148184	7048101	11186285		
Water Supply & Drainage														
Tax - Residential	1100201	1226166	122266	1348452	3307396	4655848	440691	1811207	2251898	907761	1496189	2403960	4311907	4311912
Water Supply & Drainage														
Tax - Commercial	1100202	1149685	0	1149685	3784237	4833922	495018	2252366	2747384	654667	1531871	2186538	4311908	4311913
Water Supply & Drainage														
Tax - Industrial	1100203	146353	0	146353	300322	446675	57446	173136	230582	88907	127186	216093	4311909	4311914
Water Supply & Drainage														
Tax - Vacant Sites	1100204	593203	1817	595020	100018	695038	73815	23982	97797	521205	76036	597241	4311910	4311915
Water Supply & Drainage														
Tax - Others	1100205	0	0	0	0	0	0	0	0	0	0	0	4311911	4311916
WS & DT		3115427	424083	3238510	7491873	10731483	1066970	4260591	5327661	2172540	3331282	5403822		
Education Tax - Residential	1100601	766235	76685	842920	2067458	2910378	275477	1132188	1407665	567443	935270	1502713	4311917	4311921
Education Tax - Commercial	1100602	718670	0	718670	2365532	3084202	309437	1407957	1717394	409233	957575	1366808	4311918	4311922
Education Tax - Industrial	1100603	91486	0	91486	187732	279218	35909	108228	144137	55677	79504	135081	4311919	4311923
Education Tax - Vacant Sites	1100604	0	0	0	0	0	0	0	0	0	0	0	4311920	4311924
Education Tax - Others	1100605	0	0	0	0	0	0	0	0	0	0	0		
ELEMENTARY EDUCATION		1576391	76685	1653076	4620722	6273798	620823	2648373	3269196	1032253	1972349	3004602		
LIBRARY CESS		907198	37805	945003	2328863	3273866	324971	1328125	1653096	620032	1000738	1620770		
OVERALL TOTAL		11551947	499397	12051344	30247225	42298569	4196730	17262889	21459619	7854614	12984336	20838950		

383	WATER CHARGES	1405004	2944248	2944248	5940000	8884248	1459101	4552200	6011301	1485147	1387800	2872947	4313004	4313003
386	UGD CHARGES	1405002	1467923	1467923	561108	2029031	554755	292094	846849	913168	269014	1182182	4313006	4313005

  
 9-9-19  
 COMMISSIONER (C)S  
 SATTUR MUNICIPALITY

  
 5/1/19  
 INSPECTOR  
 LOCAL FUND AUDIT DEPT.  
 VIRUDHUNAGAR.