

இராமநாதபுரம் நகராட்சி
Ramanathapuram Municipality

Balance Sheet

Input Parameter : Financial Year : 2017-2018;Fund Name : Revenue Fund;From Date : 01/Apr/2017;To Date : 31/Mar/2018;

Code No	Description of items	Current Year Amount(₹)
Liabilities		
3101001	MUNICIPAL FUND	-16161333
3109001	ACCUMULATED SURPLUS / DEFICIT	-250610557.8
3111001	CONTRIBUTION FROM MUNICIPAL FUND	59859151
3111004	DEFORESTATION FUND	0
3201001	Central Government	0
3201002	I.H.S.D.P. ,IBB 871000349	-111133
3202002	SCHEME GRANTS-SCHEME(COST CENTRE)CODE	7000000
3202003	NULM Scheme - Grant	3543985
3203001	CONTRIBUTIONS FROM THE GOVERNMENT	587559305
3203002	GRANTS FROM THE GOVERNMENT	30668127
3206001	GRANTS FOR SPECIFIC PURPOSE	58760
3208001	Contributions From Private Parties	300000
3303002	LOAN FROM TUFIDCO	-3850000
3303005	Loan from TNUDF	0
3311001	Loans from Central Government	3054085
3401001	Tender Deposit - Contractors.	12718146
3401002	TENDER DEPOSIT- SUPPLIERS	190656
3401003	SECURITY DEPOSIT - CONTRACTORS	0
3401004	RETENTION AMOUNT	0
3402001	Security Deposit - Lease	27216342
3408001	DEPOSITS - OTHERS	174255
3408002	Election Deposit	0
3501002	SURVEY CHARGES - PAYABLE	5038500
3501003	ACCOUNTS PAYABLE - CONTRACTORS	2050675
3501004	ACCOUNTS PAYABLE - SUPPLIERS	117889
3501005	ACCOUNTS PAYABLE EXPENSES	2381519
3501007	PERSONNEL CLAIMS	12391
3501008	OTHERS PAYABLE	978242
3501010	WATER CESS PAYABLE TO TN POLLUTION CONTROL BOARD	0
3501011	AUDIT FEES PAYABLE	114769
3501101	SALARIES & WAGES PAYABLE	830353
3501103	PENSION & LEAVE SALARY CONTRIBUTIONS PAYABLE.	2285494
3501104	GROUP INSURANCE SCHEME - MANAGEMENT CONTRIBUTION PAYABLE	181085

இராமநாதபுரம் நகராட்சி
Ramanathapuram Municipality

Balance Sheet

Input Parameter : Financial Year : 2017-2018; Fund Name : Revenue Fund; From Date : 01/Apr/2017; To Date : 31/Mar/2018;

3501106	Other Payables	2500000
3501201	INTEREST PAYABLE	14612805
3502001	PROVIDENT FUND RECOVERIES	4487815
3502002	CO-OPERATIVE SOCIETY LOAN RECOVERIES	9409
3502004	L.I.C. POLICES PREMIUM RECOVERIES	-42985
3502005	SPECIAL PROVIDENT FUND-CUM- GRATUITY SCHEME - RECOVERIES	308307
3502006	F.B.F. / GROUP INSURANCE SCHEME RECOVERIES	11025
3502007	EXTERNAL HOUSING RECOVERIES INCLUDING H.B.A. SANCTIONED BY THE C.M.A.	6446
3502009	It Deduction	65830
3502010	RECOVERIES TOWARDS LOANS FROM BANKS	168462
3502012	H.B.A.SPECIAL F.B.F. SUBSCRIPTION	60
3502013	INCOME TAX DEDUCTIONS - CONTRACTORS	656608
3502014	OTHER RECOVERIES	0
3502015	VAT - PAYABLE	269660
3502016	ROYALTY PAYABLE	0
3502017	SERVICE TAX PAYABLE	2776371
3502018	HANDLOOM ADVANCE RECOVERED - PAYABLE TO CO-OPTEX	109533
3502021	CPF SUBSCRIPTION RECOVERIES	442855
3502022	Contribution to CMDA/LPA Payable	901242
3502023	Health Fund Subscription	-770110
3502025	Manual Workers Genenral Welfare Fund	99692
3502026	FLAG DAY FUND COLLECTION	122100
3503002	LIBRARY CESS - PAYABLES	5235795
3503003	WATER SUPPLY AND DRAINAGE TAX - PAYABLE CURRENT / ARREARS	0
3503004	EDUCATION TAX - PAYABLE CURRENT / ARREARS	0
3504101	ADVANCE COLLECTION OF PROPERTY TAX	0
3504102	ADVANCE COLLECTION - OTHER REVENUES	1342308
3508001	Others	18290235

இராமநாதபுரம் நகராட்சி
Ramanathapuram Municipality

Balance Sheet

Input Parameter : Financial Year : 2017-2018;Fund Name : Revenue Fund;From Date : 01/Apr/2017;To Date : 31/Mar/2018;

3603001	PROVISION FOR DOUBTFUL COLLECTION OF REVENUE ITEMS	17104701
Total		544308869.2
Assets		
4101001	LAND -GROSS BLOCK	23641575
4102001	BUILDINGS - GROSS BLOCK	173787463
4103001	SUBWAYS AND CAUSEWAYS - GROSS BLOCK	0
4103002	BRIDGES AND FLYOVERS - GROSS BLOCK	7542220
4103003	ROADS & PAVEMENTS - CONCRETE - GROSS BLOCK	90830399
4103004	ROADS & PAVEMENTS - BLACK TOPPED - GROSS BLOCK	274386928
4103005	ROADS & PAVEMENTS - OTHERS - GROSS BLOCK	35867382
4103101	STORM WATER DRAINS, OPEN DRAINS AND CULVERTS - GROSS BLOCK	35346845
4103102	DRAINAGE AND SEWERAGE PIPES , CONDUITS, CHANNELS ETC. - GROSS BLOCK	29503734
4103201	WATER SUPPLY - HEAD WORKS, OHT ETC. AND WATER SUPPLY MAINS - GROSS BLOCK	7955264
4103202	GROUND WATER WELLS/ DEEP BORE WELLS - GROSS BLOCK	768191
4104001	PLANT AND MACHINERIES - GROSS BLOCK	2605575
4104002	TOOLS & PLANT - GROSS BLOCK	2211556
4104003	HAND PUMPS - INDIAN MARK II - GROSS BLOCK	997127
4105001	HEAVY VEHICLES - GROSS BLOCK	6317243
4105002	LIGHT VEHICLES - GROSS BLOCK	4642671
4105003	OTHER VEHICLES - GROSS BLOCK	945934
4106001	OFFICE EQUIPMENTS - GROSS BLOCK	0
4106003	Other equipments - GROSS BLOCK	12968200
4107001	FURNITURE FIXTURES AND FITTINGS - GROSS BLOCK	4085266
4107003	ELECTRICAL INSTALLATIONS -OTHERS - GROSS BLOCK	13683032
4108002	Computers and Printers	464860

இராமநாதபுரம் நகராட்சி
Ramanathapuram Municipality

Balance Sheet

Input Parameter : Financial Year : 2017-2018;Fund Name : Revenue Fund;From Date : 01/Apr/2017;To Date : 31/Mar/2018;

4112001	BUILDINGS - ACCUMULATED DEPRECIATION	-45987475
4113001	SUBWAYS AND CAUSEWAYS - ACCUMULATED DEPRECIATION	-8621427
4113002	BRIDGES AND FLYOVERS - ACCUMULATED DEPRECIATION	-1706194
4113003	ROADS & PAVEMENTS - CONCRETE - ACCUMULATED DEPRECIATION	-68446314
4113004	ROADS & PAVEMENTS - BLACK TOPPED - ACCUMULATED DEPRECIATION	-253669571
4113005	ROADS & PAVEMENTS - OTHERS - ACCUMULATED DEPRECIATION	-34840806
4113101	STORM WATER DRAINS, OPEN DRAINS AND CULVERTS - ACCUMULATED DEPRECIATION	-15508326
4113201	HEAD WORKS, OHT ETC. WATER SUPPLY MAINS - ACCUMALATED DEPRECAITION	-3700741
4113202	GROUND WATER WELLS/ DEEP BORE WELLS - ACCUMALTED DEPRECIATION	-268780
4114001	PLANT & MACHINERY - ACCUMULATED DEPRECIATION	-2070668
4114002	TOOLS & PLANT - ACCUMULATED DEPRECIATION	-1524432
4114003	HAND PUMPS - INDIA MARK (II) - ACCUMULATED DEPRECIATION	-950105
4114004	SULLAGE WATER REMOVAL TANKERS - ACCUMULATED DEPRECIATION	-9017042
4115001	HEAVY VEHICLES - ACCUMULATED DEPRECIATION	-4652760
4115002	LIGHT VEHICLES - ACCUMULATED DEPRECIATION	-2586879
4115003	OTHER VEHICLES - ACCUMULATED DEPRECIATION	-945901
4116001	OFFICE & OTHER EQUIPMENTS - ACCUMULATED DEPRECIATION	-1099758
4116002	Instruments and Equipments in Hospitals and Dispensaries Etc - Accumulated Depreciation	0
4117001	FURNITURE, FIXTURES & FITTINGS - ACCUMULATED DEPRECIATIONS	-3076135

இராமநாதபுரம் நகராட்சி
Ramanathapuram Municipality

Balance Sheet

Input Parameter : Financial Year : 2017-2018;Fund Name : Revenue Fund;From Date : 01/Apr/2017;To Date : 31/Mar/2018;

4117002	ELECTIRCAL INSTALLATIONS - LAMPS & TUBE LIGHTS FITTINGS - ACCUMULATED DEPRECIATION	0
4117003	ELECTIRCAL INSTALLATIONS - OTHERS - ACCUMULATED DEPRECIATION	-11049215
4121001	PROJECTS - IN - PROGRESS ACCOUNT	0
4122001	PROJECTS - IN - PROGRESS ACCOUNT	8248200
4123001	PROJECTS - IN - PROGRESS ACCOUNT	0
4202115	RF-MLA FUND-1002101021799	100418
4208001	FIXED DEPOSIT	20315677
4301001	STORES - ENGINEERING	0
4308001	Others	3905639
4311001	PROPERTY TAX - RECOVERABLE - RESIDENTIAL - CURRENT	1163327
4311002	PROPERTY TAX - RECOVERABLE - COMMERCIAL - CURRENT	564029
4311004	Property Tax - Recoverable - Vacant sites - Current	427493
4311006	Property Tax - Recoverable - Residential - Arrears	1072674
4311007	Property Tax - Recoverable - Commercial - Arrears	620402
4311009	Property Tax - Recoverable - Vacant sites - Arrears	966306
4311903	PROFESSION TAX - RECOVERABLE - CURRENT	2892832
4311904	PROFESSION TAX - RECOVERABLE - ARREARS	1165013
4311912	Water Supply and Drainage Tax - Recoverable - Residential - Arrears	0
4313001	LICENCE FEES AND OTHER FEES - RECOVERABLE - CURRENT	0
4313002	LICENCE FEES AND OTHER FEES - RECOVERABLE - ARREARS	700853
4313003	WATER CHARGES RECOVERABLE - CURRENT	0
4313005	UGD MONTHY CHARGES RECOVERABLE - CURRENT	0
4313006	UGD MONTHY CHARGES RECOVERABLE - ARREARS	0

இராமநாதபுரம் நகராட்சி
Ramanathapuram Municipality

Balance Sheet

Input Parameter : Financial Year : 2017-2018;Fund Name : Revenue Fund;From Date : 01/Apr/2017;To Date : 31/Mar/2018;


4313007	SWM USER CHARGES RECOVERABLE - CURRENT	0
4314001	LEASE AMOUNT - RECOVERABLE - CURRENT	2679396
4314002	LEASE AMOUNT - RECOVERABLE - ARREARS	3496677
4314019	CABLE TV RENT RECOVERABLE - CURRENT	0
4314020	CABLE TV RENT RECOVERABLE - ARREARS	3939758
4314022	TRACK RENT RECOVERABLE - ARREARS	6140904
4314035	ROAD CUT RESTORATION - OTHERS -RECOVERABLE	0
4314036	INTEREST ON STAFF ADVANCES - RECOVERABLE ACCOUNT	27507
4314040	Misc. Recovery	0
4401001	PREPAID EXPENSES	244160
4501001	Cash	0
4502001	Cheque Account	0
4502003	POS TERMINAL - COLLECTION ACCOUNT	257239
4502101	RF Receipt -3060-28081010167	6156207.56
4502102	RF-LIBRARY CESS 3061-2808101016796	1200220
4502103	RF IDSMT 3062-2808101010963	4221865
4502104	RF DEPOSIT-3063-2808101016798	3715069
4502105	RF AMMA UNAVAGAM 3067-2808101021583	465993
4502107	WS FUND - 3139-2808101016800	0
4502109	EE FUND-3069-2808101016795	0
4502110	SJSRY (UWSP)-2808101021090	0
4502115	SJSRY (A & OE)-2808101021095	0
4502117	RF PAYMENT 3066-2034651722	6009302.64
4502118	RF CAPITAL FUND-3124-110201000011961	2435070
4502120	RF DEVOLUTION FUND 3064-10776776837	1363277
4502121	RF PERSONAL DEPOSIT-3065-TREASURY	33230
4502123	RF LPA 3075-35701684337	27208
4502124	RF Payment 3066-35701683128	133475
4502125	RWH WS ACCOUNT	0
4502126	RF SBM-IHHL-SWM Account	0
4502127	RF CB 2808101026577 LPA	354945

இராமநாதபுரம் நகராட்சி
Ramanathapuram Municipality

Balance Sheet

Input Parameter : Financial Year : 2017-2018; Fund Name : Revenue Fund; From Date : 01/Apr/2017; To Date : 31/Mar/2018;

4502128	RF CB 2808101026578 SERVICETAX	437775
4502129	Canara Bank Flag Day Collection	122063
4502201	SBM -3089-611601134309	1336851
4502501	RF RECEIPT-3060-CUB-500101011671611	203179
4504101	SCHEME NULM Ramnad	5029438
4601001	FESTIVAL ADVANCE	705680
4601003	TOUR ADVANCE	8609
4601004	ADVANCE OF PAY AND T.A. ON TRANSFER	14800
4601005	COMPUTER ADVANCE	0
4601007	MOTORCYCLE ADVANCE	-244700
4601008	CAR ADVANCE	0
4601009	MARRIAGE ADVANCE	0
4604001	ADVANCE TO SUPPLIERS	4527761
4605001	HANDLOOM ADVANCE	0
4605003	FLOOD ADVANCE	0
4605004	IMMEDIATE RELIEF - ADVANCE	70000
4605010	Advance Recoverable Expenses	168258
4605011	GENERAL IMPREST ACCOUNT	4000
4606001	DEPOSITS - RECOVERABLE:	3670
4611001	Loans to Others	10691081
4612001	Advance	519438
4613001	Deposits	155000
4701001	ADVANCE TO TWAD BOARD/ METRO WATER BOARD	100024237
4702001	PAYABLE TO WATER SUPPLY AND DRINAGE FUND	0
4702002	PAYABLE TO ELEMENTARY EDUCATION FUND	0
4702003	PAYABLE TO GENERAL FUND	0
4702004	RECEIVABLE FROM WATER SUPPLY FUND	0
4702006	RECEIVABLE FROM GENERAL FUND	76355355
Total		544308869.2


INSPECTOR
Local Fund Audit
Ramanathapuram.


COMMISSIONER
RAMANATHAPURAM MUNICIPALITY.


Ramanathapuram Municipality
இராமநாதபுரம் நகராட்சி
Income And Expenditure Statement

Input Parameter: Financial Year : 2017-2018;Fund Name : Revenue Fund;From Date :

Code No	Description of items	Current Year Amount
Income		
1100101	PROPERTY TAX - RESIDENTIAL	4986718
1100102	PROPERTY TAX - COMMERCIAL	6631222
1100104	Property Tax - Vacant Sites	710424
1101001	PROFESSIONAL TAX	7729996
1201001	DUTY ON TRANSFER OF PROPERTY	250401
1201002	ENTERTAINMENT TAX	215589
1301001	RENT FROM SHOPPING COMPLEX/MARKETS	6949080
1301004	MARKET FEES - WEEKLY MARKET	2826810
1301006	FEES FOR BAYS IN BUS STAND	1105808
1301007	CART STAND/ LORRY STAND/ TAXI STAND/ CYCLE STAND FEES	1185739
1301008	AVENUE RECEIPTS	3143
1302001	RENT ON BUILDINGS - STAFF QUARTERS	30150
1304001	RENT ON LEASE OF LANDS	77844
1308001	Bunk Rent	700572
1308005	Pay And Use Toilet	3211286
1308007	TRACK RENT	186883
1401001	CONTRACTORS/SUPPLIERS/LICENSED	130800
1401101	D&O Trade Licence Fees	253258
1401103	BUILDING LICENCE FEES	2254390
1401104	Fees for Slaughter House	74750
1401201	FEES FOR FISHERY RIGHTS	25358
1401301	COPY APPLICATION FEES	20
1401302	BIRTH & DEATH CERTIFICATE FEES	1215565
1401303	OTHER CERTIFICATE FEES	9000
1401401	Road Formation Charges	14830
1401402	Plot Regulation Charges	5500
1401403	Other Development Charges	98610
1401501	Encroachment Fee	500
1402002	MAGISTERIAL FINES	22725
1402004	OTHER PENALTIES	291420
1404002	SURVEY FEES	192500
1404004	Contractors/Suppliers/Licensed Surveyors/Plumbers/Others-	11236
1404005	Parking Fees	10
1405010	SWM - USER CHARGES	2811960
1407001	Road Cutting Restoration Charge	1329680
1407008	INCOME FROM ROAD MARGINS	2900000
1408003	Misc. Recoveries	159076
1501003	Amma Unavagam-Sale Of Food	2164230

1601004	DEVOLUTION FUND (INCLUDING STATE FINANCE COMMISSION	67556394
1601007	GRANTS IN KIND	23974451
1603001	SCHEME GRANTS	472400
1701001	INTEREST ON INVESTMENTS / FIXED DEPOSITS	2285445
1702001	DIVIDEND ON SHARES	4500
1711001	INTEREST FROM BANK	1351269
1808001	OTHER INCOME	3807519.56
1808002	Department Collection	55460
Total		150274521.6
Expenditure		
2101001	PAY	34899224
2101004	DEARNESS ALLOWANCE	22011687
2101005	HOUSE RENT ALLOWANCE	1818035
2101007	MEDICAL ALLOWANCE	314547
2101008	OTHER ALLOWANCE	203428
2101011	BONUS	477000
2101015	SURVEY CHARGES	522000
2102004	SUPPLY OF UNIFORMS	89920
2102006	TRAINING PROGRAMME EXPENSES	28388
2102010	HEALTH INSURANCE LOCAL BODY CONTRIBUTION	0
2102013	SPECIAL PROVIDENT FUND CUM GRATUITY SCHEME	98039
2102014	GROUP INSURANCE SCHEME - MANAGEMENT CONTRIBUTION	133320
2102015	CPF MANAGEMENT CONTRIBUTION	1032349
2102019	CONVEYANCE ALLOWANCE	48572
2103001	PENSIONS	22761819
2103006	PENSION CONTRIBUTIONS - DEPUTATIONISTS	78000
2104004	Pensioners Medical Aids	0
2104006	Other Contribution to Municipal Employees	20000
2201004	MOTOR VEHICLE TAX	38952
2201101	ELECTRICITY CONSUMPTION CHARGES FOR OFFICE BUILDINGS	40300
2201105	Computer Operatonal Expenses	899107
2201201	TELEPHONE CHARGES	115754.36
2201203	POSTAGE AND TELEGRAM AND FAX CHARGES	30000
2202001	BOOKS AND PERIODICALS AND MAGAZINES	79281
2202101	STATIONERY AND PRINTING	2118755
2203001	TRAVEL EXPENSES	82207
2204001	VEHICLE INSURANCE	272710
2205001	STATUTORY AUDIT FEES	56942
2205002	INTERNAL AUDIT FEES	87200
2205102	COURT FEES	65000
2205104	LEGAL & ARBITRATION EXPENSES	243530
2205203	OTHER PROFESSIONAL CHARGES	61965
2206001	ADVERTISEMENT CHARGES	1089686
2208003	OTHER EXPENESE	3411886
2301003	POWER CHARGES FOR STREET LIGHTS	4090417
2303002	DIESEL	3972965
2303005	SANITARY MATERIALS	2911386
2305005	REPAIRS AND MAINTENANCE - STORM WATER DRAINS, OPEN	232388

2305007	MAINTENANCE EXPENSES FOR STREET LIGHTS	2103376
2305009	MAINTENANCE EXPENSES - WATER SUPPLY	29884
2305011	MAINTENANCE CHARGES TO TWAD BOARD/ METRO WATER	7574000
2305104	SANITARY / CONSERVANCY EXPENSES	12818231
2305301	Light Vehicles - Maintenance	173805
2305302	HEAVY VEHICLES - MAINTENANCE	599470
2305303	OTHER VEHICLES - MAINTENANCE	34855
2305902	REPAIRS AND MAINTENANCE - INSTRUMENTS , PLANT &	37800
2305903	REPAIRS AND MAINTENANCE - ELECTRICAL FITTINGS	22833
2305906	REPAIRS AND MAINTENANCE - COMPUTERS	462396
2308005	HOSPITAL EXPENSES	44044
2308006	EXHIBITION EXPENSES	34500
2308007	EXPENSES ON OPENING CEREMONIES	344442
2308017	Pauper Charges	1800
2308019	AMMA UNAVAGAM	5631684
2403001	INTEREST ON LOANS FROM TNUFIDCO	0
2403003	INTEREST ON LOANS FROM TNUIFSL	0
2407001	BANK CHARGES	10642
2501001	ELECTION EXPENSES	512400
2602004	TNIUS	50000
2602006	MUNICIPAL CONTRIBUTION	681475
2701001	PROVISION FOR DOUBTFUL COLLECTION OF REVENUE ITEMS -	5346946
2722001	DEPRECIATION - BUILDINGS	6318473
2723001	DEPRECIATION - ROADS & BRIDGES	24290146
2723101	DEPRECIATION - SEWERAGE AND DRAINAGE	4268089
2723201	DEPRECIATION - WATERWAYS	840681
2723301	DEPRECIATION - PUBLIC LIGHTING	426777
2724001	DEPRECIATION - PLANT & MACHINERY	175803
2725001	DEPRECIATION - VEHICLES	1240092
2726001	DEPRECIATION - OFFICE & OTHER EQUIPMENTS	1201709
2727001	DEPRECIATION - FURNITURE, FIXTURES, FITTINGS AND	448967
2801001	Taxes	0
2804001	PRIOR YEAR INCOME	-15188126
2901002	CONTRIBUTION TO CAPITAL FUND	10446335
	Total	175420288.4
	3109002-Gross Deficit of Expenditure over Income	25145766.8


INSPECTOR
Local Fund Audit
Ramanathapuram.


COMMISSIONER
RAMANATHAPURAM MUNICIPALITY.

இராமநாதபுரம் நகராட்சி
Ramanathapuram Municipality

Trial Balance

Input Parameter : Financial Year : 2017-2018;Fund Name : Revenue Fund;From Date : 01/Apr/2017;To Date : 31/Mar/2018;

S.No	Account Code	Account Head Name	Opening Balance		Actuals		Net Balance	
			Debit(₹)	Credit(₹)	Debit (₹)	Credit (₹)	Debit(₹)	Credit(₹)
1	1100101	PROPERTY TAX - RESIDENTIAL	0	0	19072	5005790	0.0	4986718
2	1100102	PROPERTY TAX - COMMERCIAL	0	0	1431	6632653	0.0	6631222
3	1100104	Property Tax - Vacant Sites	0	0	2899	713323	0.0	710424
4	1101001	PROFESSIONAL TAX	0	0	0	7729996	0.0	7729996
5	1201001	DUTY ON TRANSFER OF PROPERTY	0	0	0	250401	0.0	250401
6	1201002	ENTERTAINMENT TAX	0	0	0	215589	0.0	215589
7	1301001	RENT FROM SHOPPING COMPLEX/MARKETS	0	0	0	6949080	0.0	6949080
8	1301004	MARKET FEES - WEEKLY MARKET	0	0	0	2826810	0.0	2826810
9	1301006	FEES FOR BAYS IN BUS STAND	0	0	0	1105808	0.0	1105808
10	1301007	CART STAND/ LORRY STAND/ TAXI STAND/ CYCLE STAND FEES	0	0	0	1185739	0.0	1185739
11	1301008	AVENUE RECEIPTS	0	0	0	3143	0.0	3143
12	1302001	RENT ON BUILDINGS - STAFF QUARTERS	0	0	0	30150	0.0	30150
13	1304001	RENT ON LEASE OF LANDS	0	0	0	77844	0.0	77844
14	1308001	Bunk Rent	0	0	0	700572	0.0	700572
15	1308005	Pay And Use Toilet	0	0	0	3211286	0.0	3211286
16	1308007	TRACK RENT	0	0	0	186883	0.0	186883
17	1401001	CONTRACTORS/SUPPLIERS/LICENSED SURVEYORS/PLUMBERS/OTHERS	0	0	0	130800	0.0	130800
18	1401101	D&O Trade Licence Fees	0	0	0	253258	0.0	253258
19	1401103	BUILDING LICENCE FEES	0	0	0	2254390	0.0	2254390
20	1401104	Fees for Slaughter House	0	0	0	74750	0.0	74750
21	1401201	FEES FOR FISHERY RIGHTS	0	0	0	25358	0.0	25358
22	1401301	COPY APPLICATION FEES	0	0	0	20	0.0	20
23	1401302	BIRTH & DEATH CERTIFICATE FEES	0	0	0	1215565	0.0	1215565
24	1401303	OTHER CERTIFICATE FEES	0	0	0	9000	0.0	9000
25	1401401	Road Formation Charges	0	0	0	14830	0.0	14830

S.No	Account Code	Account Head Name	Opening Balance		Actuals		Net Balance	
			Debit(₹)	Credit(₹)	Debit (₹)	Credit (₹)	Debit(₹)	Credit(₹)
26	1401402	Plot Regulation Charges	0	0	0	5500	0.0	5500
27	1401403	Other Development Charges	0	0	0	98610	0.0	98610
28	1401501	Encroachment Fee	0	0	0	500	0.0	500
29	1402002	MAGISTERIAL FINES	0	0	0	22725	0.0	22725
30	1402004	OTHER PENALTIES	0	0	0	291420	0.0	291420
31	1404002	SURVEY FEES	0	0	0	192500	0.0	192500
32	1404004	Contractors/Suppliers/Licensed Surveyors/Plumbers/Others- Renewal Fees	0	0	0	11236	0.0	11236
33	1404005	Parking Fees	0	0	0	10	0.0	10
34	1405010	SWM - USER CHARGES	0	0	0	2811960	0.0	2811960
35	1407001	Road Cutting Restoration Charge	0	0	0	1329680	0.0	1329680
36	1407008	INCOME FROM ROAD MARGINS	0	0	0	2900000	0.0	2900000
37	1408003	Misc. Recoveries	0	0	2000	161076	0.0	159076
38	1501003	Amma Unavagam-Sale Of Food	0	0	0	2164230	0.0	2164230
39	1601004	DEVOLUTION FUND (INCLUDING STATE FINANCE COMMISSION FUND)	0	0	10000	67566394	0.0	67556394
40	1601007	GRANTS IN KIND	0	0	0	23974451	0.0	23974451
41	1603001	SCHEME GRANTS	0	0	0	472400	0.0	472400
42	1701001	INTEREST ON INVESTMENTS / FIXED DEPOSITS	0	0	0	2285445	0.0	2285445
43	1702001	DIVIDEND ON SHARES	0	0	0	4500	0.0	4500
44	1711001	INTEREST FROM BANK	0	0	0	1351269	0.0	1351269
45	1808001	OTHER INCOME	0	0	0	3807519.56	0.0	3807519.56
46	1808002	Department Collection	0	0	0	55460	0.0	55460
47	2101001	PAY	0	0	34899224	0	34899224	0.0
48	2101004	DEARNESS ALLOWANCE	0	0	22011687	0	22011687	0.0
49	2101005	HOUSE RENT ALLOWANCE	0	0	1818035	0	1818035	0.0
50	2101007	MEDICAL ALLOWANCE	0	0	314547	0	314547	0.0
51	2101008	OTHER ALLOWANCE	0	0	203428	0	203428	0.0
52	2101011	BONUS	0	0	477000	0	477000	0.0
53	2101015	SURVEY CHARGES	0	0	522000	0	522000	0.0
54	2102004	SUPPLY OF UNIFORMS	0	0	89920	0	89920	0.0
55	2102006	TRAINING PROGRAMME EXPENSES	0	0	28388	0	28388	0.0

S.No	Account Code	Account Head Name	Opening Balance		Actuals		Net Balance	
			Debit(₹)	Credit(₹)	Debit (₹)	Credit (₹)	Debit(₹)	Credit(₹)
56	2102010	HEALTH INSURANCE LOCAL BODY CONTRIBUTION	0	0	44370	44370	0.0	0.0
57	2102013	SPECIAL PROVIDENT FUND CUM GRATUITY SCHEME	0	0	98039	0	98039	0.0
58	2102014	GROUP INSURANCE SCHEME - MANAGEMENT CONTRIBUTION	0	0	133320	0	133320	0.0
59	2102015	CPF MANAGEMENT CONTRIBUTION	0	0	1032349	0	1032349	0.0
60	2102019	CONVEYANCE ALLOWANCE	0	0	48572	0	48572	0.0
61	2103001	PENSIONS	0	0	22771819	10000	22761819	0.0
62	2103006	PENSION CONTRIBUTIONS - DEPUTATIONISTS	0	0	78000	0	78000	0.0
63	2104004	Pensioners Medical Aids	0	0	18228157	18228157	0.0	0.0
64	2104006	Other Contribution to Municipal Employees	0	0	20000	0	20000	0.0
65	2201004	MOTOR VEHICLE TAX	0	0	38952	0	38952	0.0
66	2201101	ELECTRICITY CONSUMPTION CHARGES FOR OFFICE BUILDINGS	0	0	40300	0	40300	0.0
67	2201105	Computer Operatnal Expenses	0	0	899107	0	899107	0.0
68	2201201	TELEPHONE CHARGES	0	0	115754.36	0	115754.36	0.0
69	2201203	POSTAGE AND TELEGRAM AND FAX CHARGES	0	0	30000	0	30000	0.0
70	2202001	BOOKS AND PERIODICALS AND MAGAZINES	0	0	79281	0	79281	0.0
71	2202101	STATIONERY AND PRINTING	0	0	2118755	0	2118755	0.0
72	2203001	TRAVEL EXPENSES	0	0	82207	0	82207	0.0
73	2204001	VEHICLE INSURANCE	0	0	272710	0	272710	0.0
74	2205001	STATUTORY AUDIT FEES	0	0	110428	53486	56942	0.0
75	2205002	INTERNAL AUDIT FEES	0	0	87200	0	87200	0.0
76	2205102	COURT FEES	0	0	65000	0	65000	0.0
77	2205104	LEGAL & ARBITRATION EXPENSES	0	0	243530	0	243530	0.0
78	2205203	OTHER PROFESSIONAL CHARGES	0	0	61965	0	61965	0.0
79	2206001	ADVERTISEMENT CHARGES	0	0	1089686	0	1089686	0.0
80	2208003	OTHER EXPENSE	0	0	3872886	461000	3411886	0.0
81	2301003	POWER CHARGES FOR STREET LIGHTS	0	0	4090417	0	4090417	0.0
82	2303002	DIESEL	0	0	3972965	0	3972965	0.0
83	2303005	SANITARY MATERIALS	0	0	2911386	0	2911386	0.0

S.No	Account Code	Account Head Name	Opening Balance		Actuals		Net Balance	
			Debit(₹)	Credit(₹)	Debit (₹)	Credit (₹)	Debit(₹)	Credit(₹)
84	2305005	REPAIRS AND MAINTENANCE - STORM WATER DRAINS, OPEN DRAINS AND CULVERTS	0	0	232388	0	232388	0.0
85	2305007	MAINTENANCE EXPENSES FOR STREET LIGHTS	0	0	2103376	0	2103376	0.0
86	2305009	MAINTENANCE EXPENSES - WATER SUPPLY	0	0	29884	0	29884	0.0
87	2305011	MAINTENANCE CHARGES TO TWAD BOARD/ METRO WATER BOARD	0	0	7574000	0	7574000	0.0
88	2305104	SANITARY / CONSERVANCY EXPENSES	0	0	12818231	0	12818231	0.0
89	2305301	Light Vehicles - Maintenance	0	0	173805	0	173805	0.0
90	2305302	HEAVY VEHICLES - MAINTENANCE	0	0	599470	0	599470	0.0
91	2305303	OTHER VEHICLES - MAINTENANCE	0	0	34855	0	34855	0.0
92	2305902	REPAIRS AND MAINTENANCE - INSTRUMENTS , PLANT & MACHINERY	0	0	37800	0	37800	0.0
93	2305903	REPAIRS AND MAINTENANCE - ELECTRICAL FITTINGS	0	0	22833	0	22833	0.0
94	2305906	REPAIRS AND MAINTENANCE - COMPUTERS	0	0	462396	0	462396	0.0
95	2308005	HOSPITAL EXPENSES	0	0	44044	0	44044	0.0
96	2308006	EXHIBITION EXPENSES	0	0	34500	0	34500	0.0
97	2308007	EXPENSES ON OPENING CEREMONIES	0	0	344442	0	344442	0.0
98	2308017	Pauper Charges	0	0	1800	0	1800	0.0
99	2308019	AMMA UNAVAGAM	0	0	5631684	0	5631684	0.0
100	2403001	INTEREST ON LOANS FROM TNUFIDCO	0	0	200000	200000	0.0	0.0
101	2403003	INTEREST ON LOANS FROM TNUIFSL	0	0	1545735	1545735	0.0	0.0
102	2407001	BANK CHARGES	0	0	10642	0	10642	0.0
103	2501001	ELECTION EXPENSES	0	0	512400	0	512400	0.0
104	2602004	TNIUS	0	0	50000	0	50000	0.0
105	2602006	MUNICIPAL CONTRIBUTION	0	0	681475	0	681475	0.0
106	2701001	PROVISION FOR DOUBTFUL COLLECTION OF REVENUE ITEMS - TAXES	0	0	5346946	0	5346946	0.0
107	2722001	DEPRECIATION - BUILDINGS	0	0	6318473	0	6318473	0.0
108	2723001	DEPRECIATION - ROADS & BRIDGES	0	0	24290146	0	24290146	0.0
109	2723101	DEPRECIATION - SEWERAGE AND DRAINAGE	0	0	4268089	0	4268089	0.0
110	2723201	DEPRECIATION - WATERWAYS	0	0	840681	0	840681	0.0

S.No	Account Code	Account Head Name	Opening Balance		Actuals		Net Balance	
			Debit(₹)	Credit(₹)	Debit (₹)	Credit (₹)	Debit(₹)	Credit(₹)
111	2723301	DEPRECIATION - PUBLIC LIGHTING	0	0	426777	0	426777	0.0
112	2724001	DEPRECIATION - PLANT & MACHINERY	0	0	175803	0	175803	0.0
113	2725001	DEPRECIATION - VEHICLES	0	0	1240092	0	1240092	0.0
114	2726001	DEPRECIATION - OFFICE & OTHER EQUIPMENTS	0	0	1201709	0	1201709	0.0
115	2727001	DEPRECIATION - FURNITURE, FIXTURES, FITTINGS AND ELECTRICAL APPLIANCES	0	0	448967	0	448967	0.0
116	2801001	Taxes	0	0	706436	706436	0.0	0.0
117	2804001	PRIOR YEAR INCOME	0	0	666847	15854973	0.0	15188126
118	2901002	CONTRIBUTION TO CAPITAL FUND	0	0	14085668	3639333	10446335	0.0
119	3101001	MUNICIPAL FUND	16161333	0	0	0	16161333	0.0
120	3109001	ACCUMULATED SURPLUS / DEFICIT	225464791	0	0	0	225464791	0.0
121	3111001	CONTRIBUTION FROM MUNICIPAL FUND	0	49412816	3639333	14085668	0.0	59859151
122	3201001	Central Government	0	0	332000	332000	0.0	0.0
123	3201002	I.H.S.D.P. ,IBB 871000349	0	0	111133	0	111133	0.0
124	3201002	IHSDP Grant	0	0	32000	32000	0.0	0.0
125	3202002	SCHEME GRANTS-SCHEME(COST CENTRE)CODE	0	7000000	0	0	0.0	7000000
126	3202003	NULM Scheme - Grant	0	3820441	408456	132000	0.0	3543985
127	3203001	CONTRIBUTIONS FROM THE GOVERNMENT	0	443787803	0	143771502	0.0	587559305
128	3203002	GRANTS FROM THE GOVERNMENT	0	146834553	151915742	35749316	0.0	30668127
129	3206001	GRANTS FOR SPECIFIC PURPOSE	0	58760	0	0	0.0	58760
130	3208001	Contributions From Private Parties	0	300000	0	0	0.0	300000
131	3303002	LOAN FROM TUFIDCO	3850000	0	400000	400000	3850000	0.0
132	3303005	Loan from TNUDF	0	0	7324987	7324987	0.0	0.0
133	3311001	Loans from Central Government	0	3054085	0	0	0.0	3054085
134	3401001	Tender Deposit - Contractors.	0	12217003	4611493	5112636	0.0	12718146
135	3401002	TENDER DEPOSIT- SUPPLIERS	0	28000	0	162656	0.0	190656
136	3401003	SECURITY DEPOSIT - CONTRACTORS	0	0	0	0	0.0	0.0
137	3401004	RETENTION AMOUNT	0	0	4577411	4577411	0.0	0.0
138	3402001	Security Deposit - Lease	0	31378602	21386870	17224610	0.0	27216342
139	3408001	DEPOSITS - OTHERS	0	276455	125500	23300	0.0	174255
140	3408002	Election Deposit	0	0	125500	125500	0.0	0.0

S.No	Account Code	Account Head Name	Opening Balance		Actuals		Net Balance	
			Debit(₹)	Credit(₹)	Debit (₹)	Credit (₹)	Debit(₹)	Credit(₹)
141	3501002	SURVEY CHARGES - PAYABLE	0	5338500	900000	600000	0.0	5038500
142	3501003	ACCOUNTS PAYABLE - CONTRACTORS	0	2015563	55298982	55334094	0.0	2050675
143	3501004	ACCOUNTS PAYABLE - SUPPLIERS	0	117889	8800990	8800990	0.0	117889
144	3501005	ACCOUNTS PAYABLE EXPENSES	0	3729511	36760139.4	35412147.36	0.0	2381519
145	3501007	PERSONNEL CLAIMS	0	12391	0	0	0.0	12391
146	3501008	OTHERS PAYABLE	0	977642	1000000	1000600	0.0	978242
147	3501010	WATER CESS PAYABLE TO TN POLLUTION CONTROL BOARD	0	0	120	120	0.0	0.0
148	3501011	AUDIT FEES PAYABLE	0	230175	313034	197628	0.0	114769
149	3501101	SALARIES & WAGES PAYABLE	0	137466	46865688	47558575	0.0	830353
150	3501103	PENSION & LEAVE SALARY CONTRIBUTIONS PAYABLE.	0	2285494	0	0	0.0	2285494
151	3501104	GROUP INSURANCE SCHEME - MANAGEMENT CONTRIBUTION PAYABLE	0	181085	0	0	0.0	181085
152	3501106	Other Payables	0	2500000	0	0	0.0	2500000
153	3501201	INTEREST PAYABLE	0	14612805	4935655	4935655	0.0	14612805
154	3502001	PROVIDENT FUND RECOVERIES	0	1992391	5332130	7827554	0.0	4487815
155	3502002	CO-OPERATIVE SOCIETY LOAN RECOVERIES	0	5849	93259	96819	0.0	9409
156	3502004	L.I.C. POLICES PREMIUM RECOVERIES	0	30064	967707	894658	42985	0.0
157	3502005	SPECIAL PROVIDENT FUND-CUM- GRATUITY SCHEME - RECOVERIES	0	273508	13901	48700	0.0	308307
158	3502006	F.B.F. / GROUP INSURANCE SCHEME RECOVERIES	0	645	106310	116690	0.0	11025
159	3502007	EXTERNAL HOUSING RECOVERIES INCLUDING H.B.A. SANCTIONED BY THE C.M.A.	0	6446	0	0	0.0	6446
160	3502009	It Deduction	0	65830	322123	322123	0.0	65830
161	3502010	RECOVERIES TOWARDS LOANS FROM BANKS	0	168462	0	0	0.0	168462
162	3502012	H.B.A.SPECIAL F.B.F. SUBSCRIPTION	0	0	0	60	0.0	60
163	3502013	INCOME TAX DEDUCTIONS - CONTRACTORS	0	498814	959228	1117022	0.0	656608
164	3502014	OTHER RECOVERIES	0	1123	127181	126058	0.0	0.0
165	3502015	VAT - PAYABLE	0	240621	1216160	1245199	0.0	269660
166	3502016	ROYALTY PAYABLE	0	0	0	0	0.0	0.0
167	3502017	SERVICE TAX PAYABLE	0	2331382	4143420	4588409	0.0	2776371

S.No	Account Code	Account Head Name	Opening Balance		Actuals		Net Balance	
			Debit(₹)	Credit(₹)	Debit (₹)	Credit (₹)	Debit(₹)	Credit(₹)
168	3502018	HANDLOOM ADVANCE RECOVERED - PAYABLE TO CO-OPTEX	0	103401	102493	108625	0.0	109533
169	3502021	CPF SUBSCRIPTION RECOVERIES	0	10251	1539049	1971653	0.0	442855
170	3502022	Contribution to CMDA/LPA Payable	0	901242	0	0	0.0	901242
171	3502023	Health Fund Subscription	735180	0	365400	330470	770110	0.0
172	3502025	Manual Workers Genenral Welfare Fund	0	99692	542487	542487	0.0	99692
173	3502026	FLAG DAY FUND COLLECTION	0	0	18200	140300	0.0	122100
174	3503002	LIBRARY CESS - PAYABLES	0	5926936	3598888	2907747	0.0	5235795
175	3503004	EDUCATION TAX - PAYABLE CURRENT / ARREARS	0	6595	6595	0	0.0	0.0
176	3504102	ADVANCE COLLECTION - OTHER REVENUES	0	1340964	0	1344	0.0	1342308
177	3508001	Others	0	18290235	0	0	0.0	18290235
178	3603001	PROVISION FOR DOUBTFUL COLLECTION OF REVENUE ITEMS	0	23412375	11654620	5346946	0.0	17104701
179	4101001	LAND -GROSS BLOCK	23641575	0	0	0	23641575	0.0
180	4102001	BUILDINGS - GROSS BLOCK	154021117	0	19766346	0	173787463	0.0
181	4103002	BRIDGES AND FLYOVERS - GROSS BLOCK	7542220	0	0	0	7542220	0.0
182	4103003	ROADS & PAVEMENTS - CONCRETE - GROSS BLOCK	89730399	0	1100000	0	90830399	0.0
183	4103004	ROADS & PAVEMENTS - BLACK TOPPED - GROSS BLOCK	261588188	0	12798740	0	274386928	0.0
184	4103005	ROADS & PAVEMENTS - OTHERS - GROSS BLOCK	35867382	0	0	0	35867382	0.0
185	4103101	STROM WATER DRAINS, OPEN DRAINS AND CULVERTS - GROSS BLOCK	34556845	0	790000	0	35346845	0.0
186	4103102	DRAINAGE AND SEWERAGE PIPES , CONDUITS, CHANNELS ETC. - GROSS BLOCK	28119180	0	1384554	0	29503734	0.0
187	4103201	WATER SUPPLY - HEAD WORKS, OHT ETC. AND WATER SUPPLY MAINS - GROSS BLOCK	7855264	0	100000	0	7955264	0.0
188	4103202	GROUND WATER WELLS/ DEEP BORE WELLS - GROSS BLOCK	658191	0	110000	0	768191	0.0
189	4104001	PLANT AND MACHINERIES - GROSS BLOCK	2590575	0	15000	0	2605575	0.0
190	4104002	TOOLS & PLANT - GROSS BLOCK	2211556	0	0	0	2211556	0.0


S.No	Account Code	Account Head Name	Opening Balance		Actuals		Net Balance	
			Debit(₹)	Credit(₹)	Debit (₹)	Credit (₹)	Debit(₹)	Credit(₹)
191	4104003	HAND PUMPS - INDIAN MARK II - GROSS BLOCK	938402	0	58725	0	997127	0.0
192	4105001	HEAVY VEHICLES - GROSS BLOCK	6317243	0	0	0	6317243	0.0
193	4105002	LIGHT VEHICLES - GROSS BLOCK	4642671	0	0	0	4642671	0.0
194	4105003	OTHER VEHICLES - GROSS BLOCK	945934	0	0	0	945934	0.0
195	4106001	OFFICE EQUIPMENTS - GROSS BLOCK	0	0	120980	120980	0.0	0.0
196	4106003	Other equipments - GROSS BLOCK	12847220	0	120980	0	12968200	0.0
197	4107001	FURNITURE FIXTURES AND FITTINGS - GROSS BLOCK	4085266	0	0	0	4085266	0.0
198	4107003	ELECTRICAL INSTALLATIONS -OTHERS - GROSS BLOCK	13602652	0	80380	0	13683032	0.0
199	4108002	Computers and Printers	58000	0	406860	0	464860	0.0
200	4112001	BUILDINGS - ACCUMULATED DEPRECIATION	0	39669002	0	6318473	0.0	45987475
201	4113001	SUBWAYS AND CAUSEWAYS - ACCUMULATED DEPRECIATION	0	7084571	0	1536856	0.0	8621427
202	4113002	BRIDGES AND FLYOVERS - ACCUMULATED DEPRECIATION	0	1399035	0	307159	0.0	1706194
203	4113003	ROADS & PAVEMENTS - CONCRETE - ACCUMULATED DEPRECIATION	0	61351619	0	7094695	0.0	68446314
204	4113004	ROADS & PAVEMENTS - BLACK TOPPED - ACCUMULATED DEPRECIATION	0	239857999	0	13811572	0.0	253669571
205	4113005	ROADS & PAVEMENTS - OTHERS - ACCUMULATED DEPRECIATION	0	33300942	0	1539864	0.0	34840806
206	4113101	STORM WATER DRAINS, OPEN DRAINS AND CULVERTS - ACCUMULATED DEPRECIATION	0	11240237	0	4268089	0.0	15508326
207	4113201	HEAD WORKS, OHT ETC. WATER SUPPLY MAINS - ACCUMALATED DEPRECAITION	0	2910215	0	790526	0.0	3700741
208	4113202	GROUND WATER WELLS/ DEEP BORE WELLS - ACCUMALTED DEPRECIATION	0	230370	0	38410	0.0	268780
209	4114001	PLANT & MACHINERY - ACCUMULATED DEPRECIATION	0	1894865	0	175803	0.0	2070668
210	4114002	TOOLS & PLANT - ACCUMULATED DEPRECIATION	0	1295391	0	229041	0.0	1524432

S.No	Account Code	Account Head Name	Opening Balance		Actuals		Net Balance	
			Debit(₹)	Credit(₹)	Debit (₹)	Credit (₹)	Debit(₹)	Credit(₹)
211	4114003	HAND PUMPS - INDIA MARK (II) - ACCUMULATED DEPRECIATION	0	938360	0	11745	0.0	950105
212	4114004	SULLAGE WATER REMOVAL TANKERS - ACCUMULATED DEPRECIATION	0	9017042	0	0	0.0	9017042
213	4115001	HEAVY VEHICLES - ACCUMULATED DEPRECIATION	0	4097932	0	554828	0.0	4652760
214	4115002	LIGHT VEHICLES - ACCUMULATED DEPRECIATION	0	1901615	0	685264	0.0	2586879
215	4115003	OTHER VEHICLES - ACCUMULATED DEPRECIATION	0	945901	0	0	0.0	945901
216	4116001	OFFICE & OTHER EQUIPMENTS - ACCUMULATED DEPRECIATION	0	14500	0	1085258	0.0	1099758
217	4117001	FURNITURE, FIXTURES & FITTINGS - ACCUMULATED DEPRECIATIONS	0	2739758	0	336377	0.0	3076135
218	4117003	ELECTIRCAL INSTALLATIONS - OTHERS - ACCUMULATED DEPRECIATION	0	10622438	0	426777	0.0	11049215
219	4121001	PROJECTS - IN - PROGRESS ACCOUNT	2019884	0	10314069	12333953	0.0	0.0
220	4122001	PROJECTS - IN - PROGRESS ACCOUNT	0	0	28025053	19776853	8248200	0.0
221	4123001	PROJECTS - IN - PROGRESS ACCOUNT	0	0	4726476	4726476	0.0	0.0
222	4202115	RF-MLA FUND-1002101021799	0	0	100418	0	100418	0.0
223	4208001	FIXED DEPOSIT	40210427	0	25021860	44916610	20315677	0.0
224	4301001	STORES - ENGINEERING	734915	0	0	734915	0.0	0.0
225	4308001	Others	5095481	0	0	1189842	3905639	0.0
226	4311001	PROPERTY TAX - RECOVERABLE - RESIDENTIAL - CURRENT	0	0	5003493	3840166	1163327	0.0
227	4311002	PROPERTY TAX - RECOVERABLE - COMMERCIAL - CURRENT	0	0	6632653	6068624	564029	0.0
228	4311004	Property Tax - Recoverable - Vacant sites - Current	0	0	713323	285830	427493	0.0
229	4311006	Property Tax - Recoverable - Residential - Arrears	3521083	0	1466192	3914601	1072674	0.0
230	4311007	Property Tax - Recoverable - Commercial - Arrears	0	0	1014145	393743	620402	0.0

S.No	Account Code	Account Head Name	Opening Balance		Actuals		Net Balance	
			Debit(₹)	Credit(₹)	Debit (₹)	Credit (₹)	Debit(₹)	Credit(₹)
231	4311009	Property Tax - Recoverable - Vacant sites - Arrears	296257	0	1565055	895006	966306	0.0
232	4311903	PROFESSION TAX - RECOVERABLE - CURRENT	0	0	7682416	4789584	2892832	0.0
233	4311904	PROFESSION TAX - RECOVERABLE - ARREARS	1432920	0	142858	410765	1165013	0.0
234	4313002	LICENCE FEES AND OTHER FEES - RECOVERABLE - ARREARS	700853	0	0	0	700853	0.0
235	4313003	WATER CHARGES RECOVERABLE - CURRENT	0	0	13800	13800	0.0	0.0
236	4313005	UGD MONTHY CHARGES RECOVERABLE - CURRENT	0	0	35000	35000	0.0	0.0
237	4313006	UGD MONTHY CHARGES RECOVERABLE - ARREARS	0	0	29200	29200	0.0	0.0
238	4313007	SWM USER CHARGES RECOVERABLE - CURRENT	0	0	2811960	2811960	0.0	0.0
239	4314001	LEASE AMOUNT - RECOVERABLE - CURRENT	0	0	20750769	18071373	2679396	0.0
240	4314002	LEASE AMOUNT - RECOVERABLE - ARREARS	12550018	0	2601279	11654620	3496677	0.0
241	4314020	CABLE TV RENT RECOVERABLE - ARREARS	3939758	0	0	0	3939758	0.0
242	4314022	TRACK RENT RECOVERABLE - ARREARS	6140904	0	0	0	6140904	0.0
243	4314036	INTEREST ON STAFF ADVANCES - RECOVERABLE ACCOUNT	27507	0	0	0	27507	0.0
244	4314040	Misc. Recovery	0	0	44667	44667	0.0	0.0
245	4401001	PREPAID EXPENSES	244160	0	0	0	244160	0.0
246	4501001	Cash	0	0	0	0	0.0	0.0
247	4501001	Cash Account	127414	0	37665276	37489618	303072	0.0
248	4502001	Cheque Account	615361	0	25435201.6	26050562.56	0.0	0.0
249	4502003	POS TERMINAL - COLLECTION ACCOUNT	241273	0	19513	3547	257239	0.0
250	4502101	RF Receipt -3060-28081010167	5484755	0	103059594	102388141	6156207.56	0.0
251	4502102	RF-LIBRARY CESS 3061-2808101016796	1995869	0	2992664	3788313	1200220	0.0
252	4502103	RF IDSMT 3062-2808101010963	6023873	0	19051302	20853310	4221865	0.0
253	4502104	RF DEPOSIT-3063-2808101016798	3421250	0	25665750	25371931	3715069	0.0
254	4502105	RF AMMA UNAVAGAM 3067-2808101021583	1645155	0	4425546	5604708	465993	0.0
255	4502107	WS FUND - 3139-2808101016800	0	0	6006880	6006880	0.0	0.0
256	4502109	EE FUND-3069-2808101016795	0	0	0	0	0.0	0.0
257	4502115	SJSRY (A & OE)-2808101021095	1461017	0	0	1461017	0.0	0.0

S.No	Account Code	Account Head Name	Opening Balance		Actuals		Net Balance	
			Debit(₹)	Credit(₹)	Debit (₹)	Credit (₹)	Debit(₹)	Credit(₹)
258	4502117	RF PAYMENT 3066-2034651722	2226521	0	144562782	140780000.4	6009302.64	0.0
259	4502118	RF CAPITAL FUND-3124-110201000011961	1417850	0	29298612	28281392	2435070	0.0
260	4502120	RF DEVOLUTION FUND 3064-10776776837	579476	0	61383801	60600000	1363277	0.0
261	4502121	RF PERSONAL DEPOSIT-3065-TREASURY	30429	0	2801	0	33230	0.0
262	4502123	RF LPA 3075-35701684337	25962	0	500718	499472	27208	0.0
263	4502124	RF Payment 3066-35701683128	1965638	0	14168673	16000836	133475	0.0
264	4502125	RWH WS ACCOUNT	1513503	0	1585969	3099472	0.0	0.0
265	4502126	RF SBM-IHHL-SWM Account	0	0	2000000	2000000	0.0	0.0
266	4502127	RF CB 2808101026577 LPA	0	0	354969	24	354945	0.0
267	4502128	RF CB 2808101026578 SERVICETAX	0	0	3460017	3022242	437775	0.0
268	4502129	Canara Bank Flag Day Collection	0	0	122811	748	122063	0.0
269	4502201	SBM -3089-611601134309	0	0	1336851	0	1336851	0.0
270	4502501	RF RECEIPT-3060-CUB-500101011671611	0	0	212237	9058	203179	0.0
271	4504101	SCHEME NULM Ramnad	620294	0	6689283	2280139	5029438	0.0
272	4601001	FESTIVAL ADVANCE	706040	0	751000	751360	705680	0.0
273	4601003	TOUR ADVANCE	8609	0	0	0	8609	0.0
274	4601004	ADVANCE OF PAY AND T.A. ON TRANSFER	14800	0	0	0	14800	0.0
275	4601005	COMPUTER ADVANCE	0	0	11400	11400	0.0	0.0
276	4601007	MOTORCYCLE ADVANCE	0	235115	235264	244849	0.0	244700
277	4601008	CAR ADVANCE	118900	0	0	118900	0.0	0.0
278	4601009	MARRIAGE ADVANCE	129810	0	0	129810	0.0	0.0
279	4604001	ADVANCE TO SUPPLIERS	4527761	0	0	0	4527761	0.0
280	4605004	IMMEDIATE RELIEF - ADVANCE	55000	0	20000	5000	70000	0.0
281	4605010	Advance Recoverable Expenses	175442	0	365400	372584	168258	0.0
282	4605011	GENERAL IMPREST ACCOUNT	1000	0	3000	0	4000	0.0
283	4606001	DEPOSITS - RECOVERABLE:	3670	0	0	0	3670	0.0
284	4611001	Loans to Others	2500000	0	16382162	8191081	10691081	0.0
285	4612001	Advance	521438	0	51000	53000	519438	0.0
286	4613001	Deposits	155000	0	0	0	155000	0.0
287	4701001	ADVANCE TO TWAD BOARD/ METRO WATER BOARD	100024237	0	0	0	100024237	0.0
288	4702001	PAYABLE TO WATER SUPPLY AND DRINAGE FUND	6307383	0	14945051	21252434	0.0	0.0

S.No	Account Code	Account Head Name	Opening Balance		Actuals		Net Balance	
			Debit(₹)	Credit(₹)	Debit (₹)	Credit (₹)	Debit(₹)	Credit(₹)
289	4702002	<u>PAYABLE TO ELEMENTARY EDUCATION FUND</u>	0	0	7280717	7280717	0.0	0.0
290	4702003	<u>PAYABLE TO GENERAL FUND</u>	0	0	483	483	0.0	0.0
291	4702004	<u>RECEIVABLE FROM WATER SUPPLY FUND</u>	1222858	0	11000000	12222858	0.0	0.0
292	4702006	<u>RECEIVABLE FROM GENERAL FUND</u>	55947833	0	20724182	316660	76355355	0.0
Total			1216760772	1216760772	1314491525	1314491525	1451284865	1451284865


INSPECTOR
 Local Fund Audit
 Ramanathapuram.


COMMISSIONER
 RAMANATHAPURAM MUNICIPALITY.