



உள்ளாட்சி நிதித்தணிக்கை துறை

தமிழக அரசு



பூவிருந்தவல்லி நகராட்சி

ஆண்டுசுணைக்குகள்



2017-2018

Opening Balance as on 01/04/2017

A/C Code	Nature of Transaction	Debit Amount	Credit Amount
3101001	Municipal Fund		1878257.00 ✓
3109001	Accumulated Surplus / Deficit		201069776.54 ✓
3203001	Contributions from the Government		279882068.00 ✓
3203002	Grants from the Government		13494100.00 ✓
3303002	Loan from TUFIDCO		66293439.00 ✓
3401001	Tender Deposit - Contractors.		29483976.00 ✓
3402001	Security Deposit - Lease		437786.00 ✓
3403001	Security Deposit - Staff		1500.00 ✓
3408001	Election Deposit		176500.00 ✓
3408002	Deposits- Others		1147193.00 ✓
3411002	Road Cut Restoration Deposit - Others		8445.00 ✓
3501008	Others Payable		4917316.00 ✓
3501011	Audit fees payable		101287.00 ✓
3501104	Group Insurance Scheme - Management Contribution Payable		308825.00 ✓
3501201	Interest Payable		28003113.00 ✓
3502001	Provident Fund Recoveries		329631.00 ✓
3502002	Co-operative Society Loan Recoveries		6652.00 ✓
3502003	RD Recoveries		6900.00 ✓
3502004	L.I.C. Polices Premium Recoveries		14246.00 ✓
3502005	Special Provident Fund-Cum- Gratuity Scheme - Recoveries		109550.00 ✓
3502006	F.B.F. / Group Insurance Scheme Recoveries		840.00 ✓

Opening Balance as on 01/04/2017

A/C Code	Nature of Transaction	Debit Amount	Credit Amount
3502007	External Housing Recoveries including H.B.A. sanctioned by the C.M.A.		1830.00 ✓
3502009	It Deduction	70728.00	
3502010	Recoveries towards Loans from Banks		122238.00 ✓
3502013	Income Tax Deductions - Contractors		920287.00 ✓
3502014	Other Recoveries		2013584.00 ✓
3502015	VAT - Payable		3340588.00 ✓
3502017	Service Tax Payable		714086.00 ✓
3502022	Contribution to CMDA/LPA Payable		1843681.00 ✓
3502023	Health Fund Subscription		128935.00 ✓
3502025	Manual Workers Genenral Welfare Fund		826129.00 ✓
3503002	Library Cess - Payables		10572136.24 ✓
3504101	Advance Collection of Property Tax		1418696.00 ✓
4101001	Land -GROSS BLOCK	13187087.00	
4102001	Buildings - GROSS BLOCK	131470868.00	
4103002	Bridges and Flyovers - GROSS BLOCK	492860.00	
4103003	Roads & Pavements - Concrete - GROSS BLOCK	143340353.00	
4103004	Roads & Pavements - Black Topped - GROSS BLOCK	393552870.00	
4103005	Roads & Pavements - Others - GROSS BLOCK	725220.00	
4103101	Strom Water Drains, Open drains and Culverts - GROSS BLOCK	101833604.00	
4103102	Drainage and Sewerage pipes , Conduits, Channels etc. - GROSS BLOCK	840668.00	

Poonthamelli Municipality
Opening Balance as on 01/04/2017

A/C Code	Nature of Transaction	Debit Amount	Credit Amount
4103201	Water Supply - Head Works, OHT etc. and Water Supply Mains - GROSS BLOCK	62784037.00	
4103202	Ground Water Wells/ Deep Bore Wells - GROSS BLOCK	25367834.00	
4104002	Tools & Plant - GROSS BLOCK	13300986.00	
4104003	Hand Pumps - Indian Mark II - GROSS BLOCK	1901306.00	
4105001	Heavy Vehicles - GROSS BLOCK	14326049.00	
4105002	Light Vehicles - GROSS BLOCK	2498865.00	
4105003	Other Vehicles - GROSS BLOCK	1032615.00	
4107001	Furniture Fixtures and Fittings - GROSS BLOCK	18745915.00	
4107002	Electrical Installations - Lamps / Tube Light Fittings - GROSS BLOCK	39744103.00	
4109001	Assets under Disposal	60000.00	
4112001	Buildings - Accumulated Depreciation		22639195.00
4113002	Bridges and Flyovers - Accumulated Depreciation		463139.00
4113003	Roads & Pavements - Concrete - Accumulated Depreciation		101360233.00
4113004	Roads & Pavements - Black Topped - Accumulated Depreciation		285870634.00
4113005	Roads & Pavements - Others - Accumulated Depreciation		710604.00
4113101	Storm Water Drains, open Drains and Culverts - Accumulated Depreciation		50292413.00
4113102	Drainage Sewerage Pipes, Conduits etc. - Accumulated Depreciation		834995.00
4113201	Head Works, OHT etc. Water supply Mains - Accumulated Depreciation		8879953.00

Opening Balance as on 01/04/2017

A/C Code	Nature of Transaction	Debit Amount	Credit Amount
4113202	Ground Water Wells/ Deep Bore Wells - Accumalated Depreciation		6814464.00
4114002	Tools & Plant - Accumulated depreciation		4698444.00
4114003	Hand Pumps - India Mark (II) - Accumulated Depreciation		2737298.00
4115001	Heavy vehicles - Accumulated Depreciation		11213421.00
4115002	Light vehicles - Accumulated Depreciation		1674971.00
4115003	Other vehicles - Accumulated Depreciation		1015262.00
4117001	Furniture, Fixtures & Fittings - Accumulated Depreciations		12500304.00
4117002	Electircal Installations - Lamps & Tube Lights Fittings - Accumulated Depreciation		37159359.00
4121001	Projects - in - progress Account	12716591.00	
4208001	Fixed Deposit	33927104.00	
4311006	Property Tax - Recoverable - Residential - Arrears	22623480.00	
4311009	Property Tax - Recoverable - Vacant sites - Arrears	1243626.00	
4311904	Profession Tax - Recoverable - Arrears	8113455.00	
4313004	Water Charges Recoverable - Arrears	3069587.00	
4314002	Lease Amount - Recoverable - Arrears	1184012.50	
4314003	Rent on buildings recoverable - Current	335731.70	
4314033	Interest Accrued on Fixed Depositi/ Divedend due on shares	2172042.00	
4314037	Materials Cost Recoverable A/c - Contractors	356011.00	
4314038	Supply Of Office Materials	22335.00	
4314040	Misc. Recovery	56426.97	

Opening Balance as on 01/04/2017

A/C Code	Nature of Transaction	Debit Amount	Credit Amount
4321001	Provision for outstanding Property Taxes		4454438.00
4401001	Prepaid Expenses	503842.15	
4501001	General Fund - Cash Account	520521.00	
4502101	Indian Bank Ac No 433104021 Collection Account	15825856.53	
4502102	Indian Bank Ac No 6122361375 Deposit Account	1932534.00	
4502103	Indian Bank Ac No 433142513 Water Supply Account	1249595.17	
4502104	Indian Bank Ac No 433171995 Library Cess Account	1497446.20	
4502105	State Bank of India Ac No 30004799312 SFC Account	886331.25	
4502106	State Bank of India Ac No 30296162584 Escrow Account	69584.50	
4502107	Canara Bank Cebed Ac No 29902	211393.00	
4502108	Sub Try - Ac I Names	318825.00	
4502110	S B I Ac No 30038480376 12th Fin Comm Account	575249.00	
4502111	Post Office	10000.00	
4502112	Kcc Bank	3318.38	
4502113	Indian Bank Ac No 23347	5565.00	
4502114	Special Road Work A/c Sbi 31478651743	551792.00	
4502115	Try M G F Ac I I	7164.00	
4502116	Secc Account Indian Bank Ac No 6122362197	37164.00	
4502117	ludm Account Indian Bank 6128711360	1036605.00	
4502118	ICICI Bank Ac No 154601000996 Investment Account	5000000.00	
4502201	HDFC Bank Ac No 50100065858960 Amma Unavakam Account	369862.50	

Opening Balance as on 01/04/2017

A/C Code	Nature of Transaction	Debit Amount	Credit Amount
4502202	City Union Bank Limited Ac No 179226 C M D A Account	7826833.42	
4601001	Festival Advance	224832.29	
4601006	Bicycle Advance	7342.00	
4601007	Motorcycle Advance	1000014.00	
4601009	Marriage Advance	17820.00	
4604001	Advance to Suppliers	124126.72	
4604003	Advance to PWD / Highways/ T.N. Construction Corpn. Ltd., etc.,	62217000.00	
4605003	Flood Advance	100000.00	
4605004	Immediate Relief - Advance	70000.00	
4605010	Advance Recovery	928395.50	
4606001	Deposits - Recoverable:	684565.00	
4701001	Advance to TWAD Board/ Metro Water Board	46982770.00	
4702006	Receivable from General fund	1000000.00	
		1202892717.78	1202892717.78

S. Hosnaif
 Inspector
 Local Fund Audit

[Signature]
 Commissioner
 Poonthimali Municipality

A/C Code	Dr. Opening Balance	Cr. Opening Balance	Particulars	Debit Amount (Rs)	Credit Amount (Rs)	Net Debit Amount (Rs)	Net Credit Amount (Rs)
1100101			Property Tax - Residential		39162452.00		39162452.00
1100104			Property Tax - Vacant Sites		941369.00		941369.00
1101001			Professional Tax		13118764.00		13118764.00
1201001			Duty on Transfer of property		9205370.00		9205370.00
1201002			Entertainment Tax		1810180.00		1810180.00
1301001			Rent from Shopping Complex/Markets		1829934.00		1829934.00
1301002			Rent from Community Hall		60200.00		60200.00
1301006			Fees for Bays in Bus Stand		954020.00		954020.00
1301007			Cart Stand/ Lorry Stand/ Taxi Stand/ Cyc		555000.00		555000.00
1308005			Pay And Use Toilet		266798.00		266798.00
1309002			SWM USER CHARGES RECOVERABLE - CURRENT		2074394.00		2074394.00
1401001			Contractors/Suppliers/Licensed Surveyors		68250.00		68250.00
1401101			D&O Trade Licence Fees		665661.00		665661.00
1401103			Building Licence Fees		4483155.00		4483155.00
1401302			Birth & Death Certificate Fees		23240.00		23240.00
1401401			Road Formation Charges		551100.00		551100.00
1401404			Sub Division Fees		23500.00		23500.00

Poonthamalli Municipality

Trial Balance as On 31/03/2018

A/C Code	Dr. Opening Balance	Cr. Opening Balance	Particulars	Debit Amount (Rs)	Credit Amount (Rs)	Net Debit Amount (Rs)	Net Credit Amount (Rs)
1401502			Demolision Charges		3600.00		3600.00
1402004			Other penalties		348605.00		348605.00
1404002			Survey Fees		4000.00		4000.00
1404004			Contractors/Suppliers/Licensed Surveyors		1002.00		1002.00
1405004			Metered/ Tap rate water Charges		3793275.00		3793275.00
1405006			Septic Tank Cleaning		72200.00		72200.00
1405009			Other user charges		27000.00		27000.00
1407001			Road Cutting Restoration Charge - Eb		1030794.00		1030794.00
1407002			Initial Amount for New Water Supply Conn		1652500.00		1652500.00
1407014			Water Supply Inspection Charges		150781.00		150781.00
1407016			Water Supply Name Transfer Charges		1200.00		1200.00
1407017			Property Tax Name Transfer Charges		86300.00		86300.00
1407020			Other Service/Administrative Charges		409048.00		409048.00
1408003			Misc. Recoveries		2006153.00		2006153.00
1501003			Amma Unavagam-Sale Of Food		923546.00		923546.00
1601004			Devolution Fund (including State Finance		72670114.00		72670114.00
1601007			Grants in kind		1000000.00		1000000.00

Poonamahi Municipality

Trial Balance as On 31/03/2018

A/C Code	Dr. Opening Balance	Cr. Opening Balance	Particulars	Debit Amount (Rs)	Credit Amount (Rs)	Net Debit Amount (Rs)	Net Credit Amount (Rs)
1603001			Scheme grants		13669781.00		13669781.00
1701001			Interest on Investments / Fixed Deposits		2250707.00		2250707.00
1711001			Interest from Bank		1313070.73		1313070.73
1808001			Other Income		1665599.00		1665599.00
2101001			Pay	15326528.00		15326528.00	
2101004			Dearness Allowance	8294185.00		8294185.00	
2101005			House Rent Allowance	1611560.00		1611560.00	
2101006			City Comp. Allowance	355696.00		355696.00	
2101007			Medical Allowance	218001.00		218001.00	
2101008			Other Allowance	30329.00		30329.00	
2101011			Bonus	200000.00		200000.00	
2102004			Supply of uniforms	64187.00		64187.00	
2102006			Training programme Expenses	19550.00		19550.00	
2102010			Health Insurance Local body contribution	170982.00		170982.00	
2102011			Labour Welfare fund contribution	429200.00		429200.00	
2102014			Group Insurance scheme - Management cont	114180.00		114180.00	
2102015			CPF Management Contribution	1024683.00		1024683.00	

Poonthamalli Municipality

Trial Balance as On 31/03/2018

A/C Code	Dr. Opening Balance	Cr. Opening Balance	Particulars	Debit Amount (Rs)	Credit Amount (Rs)	Net Debit Amount (Rs)	Net Credit Amount (Rs)
2102019			Conveyance Allowance	29021.00		29021.00	
2103005			Pensions contribution to Municipal Emplo	3665344.00		3665344.00	
2201004			Motor Vehicle Tax	81920.00		81920.00	
2201101			Electricity consumption charges for offi	1200.00		1200.00	
2201201			Telephone charges	271665.00		271665.00	
2201203			Postage and Telegram and Fax Charges	7000.00		7000.00	
2202101			Stationery and Printing	2192605.00		2192605.00	
2204001			Vehicle insurance	425565.00		425565.00	
2205001			Statutory Audit Fees	84754.00		84754.00	
2205102			Court Fees	80000.00		80000.00	
2205104			Legal & Arbitration Expenses	42000.00		42000.00	
2205203			Other Professional Charges	69000.00		69000.00	
2206001			Advertisement charges	1711490.00		1711490.00	
2208003			Other Expnese	20480442.00		20480442.00	
2301003			Power Charges for Street Lights	6600029.00		6600029.00	
2303002			Diesel	1372922.00		1372922.00	
2303005			Sanitary Materials	1374204.00		1374204.00	

Poonamam Municipality

Trial Balance as On 31/03/2018

A/C Code	Dr. Opening Balance	Cr. Opening Balance	Particulars	Debit Amount (Rs)	Credit Amount (Rs)	Net Debit Amount (Rs)	Net Credit Amount (Rs)
2305007			Maintenance Expenses for Street Lights	8614949.00		8614949.00	
2305009			Maintenance Expenses - Water Supply	191603.00		191603.00	
2305011			Maintenance Charges to TWAD Board/ Metro	50000.00		50000.00	
2305012			Water cess to TNPCB	45000.00		45000.00	
2305104			Sanitary / Conservancy Expenses	19574763.00		19574763.00	
2305106			Maintenance of Kalayana Mandapams, Commu	20700.00		20700.00	
2305301			Light Vehicles - Maintenance	1006967.00		1006967.00	
2305302			Heavy Vehicles - Maintenance	991850.00		991850.00	
2305901			Repairs and maintenance of office Furnit	498688.00		498688.00	
2308003			Removal of Debris	1052798.00		1052798.00	
2308009			Garbage Clearance	1053492.00		1053492.00	
2308019			Maintenance for Amma Unavagam	2854350.00		2854350.00	
2308020			Funeral Rites	120000.00		120000.00	
2308021			Anti Filaria/Anti Malaria Operations	960514.00		960514.00	
2403001			Interest on Loans from TNUFIDCO	703649.00		703649.00	
2407001			Bank charges	37726.41		37726.41	
2602002			CMDA	259179.00		259179.00	

A/C Code	Dr. Opening Balance	Cr. Opening Balance	Particulars	Debit Amount (Rs)	Credit Amount (Rs)	Net Debit Amount (Rs)	Net Credit Amount (Rs)
2602006			Municipal Contribution	460295.00		460295.00	
2701001			Provision for Doubtful Collection of Rev	1252785.00		1252785.00	
2722001			Depreciation - Buildings	5597060.00		5597060.00	
2723001			Depreciation - Roads & Bridges	57624617.00		57624617.00	
2723101			Depreciation - Sewerage and Drainage	11304948.00		11304948.00	
2723201			Depreciation - Waterways	4361490.00		4361490.00	
2724001			Depreciation - Plant & machinery	3705507.00		3705507.00	
2725001			Depreciation - Vehicles	1060192.00		1060192.00	
2727001			Depreciation - Furniture, Fixtures, Fitt	9783825.00		9783825.00	
2801001			Taxes ✓		14311379.50		14311379.50
2804001			Prior Year Income		11521313.00		11521313.00
2808001			Prior year Expenses	96215.38		96215.38	
3101001		1878257.00	Municipal Fund				1878257.00
3109001		201069776.54	Accumulated Surplus / Deficit				201069776.54
3203001		279882068.00	Contributions from the Government		61734100.00		341616168.00
3203002		13494100.00	Grants from the Government	61734100.00	61500000.00		13260000.00
3303002		66293439.00	Loan from TUFIDCO	724504.00			65568935.00

Poonnamalai Municipality

Trial Balance as On 31/03/2018

A/C Code	Dr. Opening Balance	Cr. Opening Balance	Particulars	Debit Amount (Rs)	Credit Amount (Rs)	Net Debit Amount (Rs)	Net Credit Amount (Rs)
3401001		29483976.00	Tender Deposit - Contractors.	8268947.00	20088323.00		41303352.00
3402001		437786.00	Security Deposit - Lease		21000.00		458786.00
3403001		1500.00	Security Deposit - Staff				1500.00
3408001		176500.00	Election Deposit	176500.00			
3408002		1147193.00	Deposits- Others	750.00	314429.00		1460872.00
3411002		8445.00	Road Cut Restoration Deposit - Others				8445.00
3501003			Accounts Payable - Contractors	155779560.00	155779560.00		
3501004			Accounts Payable - Suppliers	10154123.00	10154123.00		
3501005			Accounts Payable - Expenses	44891294.00	44891294.00		
3501008		4917316.00	Others Payable	55361.00			4861955.00
3501011		101287.00	Audit fees payable	184184.00	167651.00		84754.00
3501101			Salaries & Wages Payable	529330.00	529330.00		
3501104		308825.00	Group Insurance Scheme - Management Cont				308825.00
3501201		28003113.00	Interest Payable	553098.00	535744.00		27985759.00
3502001		329631.00	Provident Fund Recoveries	2838519.00	2891299.00		382411.00
3502002		6652.00	Co-operative Society Loan Recoveries				6652.00
3502003		6900.00	RD Recoveries				6900.00

Poonthamalli Municipality

Trial Balance as On 31/03/2018

A/C Code	Dr. Opening Balance	Cr. Opening Balance	Particulars	Debit Amount (Rs)	Credit Amount (Rs)	Net Debit Amount (Rs)	Net Credit Amount (Rs)
3502004		14246.00	L.I.C. Polices Premium Recoveries	137540.00	147395.00		24101.00
3502005		109550.00	Special Provident Fund-Cum- Gratuity Sch		56510.00		166060.00
3502006		840.00	F.B.F. / Group Insurance Scheme Recoveri	45730.00	53110.00		8220.00
3502007		1830.00	External Housing Recoveries including H.				1830.00
3502009	70728.00		It Deduction	13308.00	13308.00	70728.00	
3502010		122238.00	Recoveries towards Loans from Banks	3451338.00	3663900.00		334800.00
3502013		920287.00	Income Tax Deductions - Contractors	4174540.00	3254253.00		
3502014		2013584.00	Other Recoveries	2013584.00			
3502015		3340588.00	VAT - Payable	2727414.00	3825044.00		4438218.00
3502017		714086.00	Service Tax Payable		481834.00		1195920.00
3502021			CPF Subscription Recoveries	1245458.00	1245458.00		
3502022		1843681.00	Contribution to CMDA/LPA Payable		259179.00		2102860.00
3502023		128935.00	Health Fund Subscription				128935.00
3502025		826129.00	Manual Workers Genenral Welfare Fund	2246781.00	1420652.00		
3502027			Swachh Bharat Mission - IHHL	2816300.00	4889538.00		2073238.00
3502031			EPF Recoveries Payable		101550.00		101550.00
3503002		10572136.24	Library Cess - Payables	2733722.00	5301448.00		13139862.24

Poonthamalli Municipality

Trial Balance as On 31/03/2018

A/C Code	Dr. Opening Balance	Cr. Opening Balance	Particulars	Debit Amount (Rs)	Credit Amount (Rs)	Net Debit Amount (Rs)	Net Credit Amount (Rs)
3504101		1418696.00	Advance Collection of Property Tax	1418696.00			
4101001	13187087.00		Land - GROSS BLOCK			13187087.00	
4102001	131470868.00		Buildings - GROSS BLOCK	5356997.00		136827865.00	
4103002	492860.00		Bridges and Flyovers - GROSS BLOCK			492860.00	
4103003	143340353.00		Roads & Pavements - Concrete - GROSS BLO	37188801.00		180529154.00	
4103004	393552870.00		Roads & Pavements - Black Topped - GROSS	27976578.00		421529448.00	
4103005	725220.00		Roads & Pavements - Others - GROSS BLOCK			725220.00	
4103101	101833604.00		Strom Water Drains, Open drains and Culv	9581334.00		111414938.00	
4103102	840668.00		Drainage and Sewerage pipes , Conduits,			840668.00	
4103201	62784037.00		Water Supply - Head Works, OHT etc. and	40334362.00		103118399.00	
4103202	25367834.00		Ground Water Wells/ Deep Bore Wells - GR	5838230.00		31206064.00	
4104002	13300986.00		Tools & Plant - GROSS BLOCK			13300986.00	
4104003	1901306.00		Hand Pumps - Indian Mark II - GROSS BLOC			1901306.00	
4105001	14326049.00		Heavy Vehicles - GROSS BLOCK			14326049.00	
4105002	2498865.00		Light Vehicles - GROSS BLOCK	1163806.00		3662671.00	
4105003	1032615.00		Other Vehicles - GROSS BLOCK			1032615.00	
4107001	18745915.00		Furniture Fixtures and Fittings - GROSS			18745915.00	

A/C Code	Dr. Opening Balance	Cr. Opening Balance	Particulars	Debit Amount (Rs)	Credit Amount (Rs)	Net Debit Amount (Rs)	Net Credit Amount (Rs)
4107002	39744103.00		Electrical Installations - Lamps / Tube	11369318.00		51113421.00	
4109001	60000.00		Assets under Disposal			60000.00	
4112001		22639195.00	Buildings - Accumulated Depreciation		5597060.00		28236255.00
4113002		463139.00	Bridges and Flyovers - Accumulated Depre		2080.00		465219.00
4113003		101360233.00	Roads & Pavements - Concrete - Accumulat		15353976.00		116714209.00
4113004		285870634.00	Roads & Pavements - Black Topped - Accum		42259791.00		328130425.00
4113005		710604.00	Roads & Pavements - Others - Accumulated		8770.00		719374.00
4113101		50292413.00	Storm Water Drains, open Drains and Culv		11276954.00		61569367.00
4113102		834995.00	Drainage Sewerage Pipes, Conduits etc. -		27994.00		862989.00
4113201		8879953.00	Head Works, OHT etc. Water supply Mains		2842237.00		11722190.00
4113202		6814464.00	Ground Water Wells/ Deep Bore Wells - Ac		1519253.00		8333717.00
4114002		4698444.00	Tools & Plant - Accumulated depreciation		3325246.00		8023690.00
4114003		2737298.00	Hand Pumps - India Mark (II) - Accumulat		380261.00		3117559.00
4115001		11213421.00	Heavy vehicles - Accumulated Depreciatio		700066.00		11913487.00
4115002		1674971.00	Light vehicles - Accumulated Depreciatio		351450.00		2026421.00
4115003		1015262.00	Other vehicles - Accumulated Depreciatio		8676.00		1023938.00
4117001		12500304.00	Furniture, Fixtures & Fittings - Accumul		1411388.00		13911692.00

Poonthamali Municipality

Trial Balance as On 31/03/2018

A/C Code	Dr. Opening Balance	Cr. Opening Balance	Particulars	Debit Amount (Rs)	Credit Amount (Rs)	Net Debit Amount (Rs)	Net Credit Amount (Rs)
4117002		37159359.00	Electircal Installations - Lamps & Tube		8372437.00		45531796.00
4121001	12716591.00		Projects - In - progress Account	138809426.00	138809426.00	12716591.00	
4208001	33927104.00		Fixed Deposit	13659521.00	18000000.00	29586625.00	
4311001			Property Tax - Recoverable - Residential	39162452.00	29188217.00	9974235.00	
4311004			Property Tax - Recoverable - Vacant site	941369.00	386094.00	555275.00	
4311006	22623480.00		Property Tax - Recoverable - Residential	12510894.00	22788650.00	12345724.00	
4311009	1243626.00		Property Tax - Recoverable - Vacant site	664607.00	651522.00	1256711.00	
4311903			Profession Tax - Recoverable - Current	13118764.00	11299671.00	1819093.00	
4311904	8113455.00		Profession Tax - Recoverable - Arrears	1098846.00	3592433.00	5619868.00	
4313003			Water Charges Recoverable - Current	3793275.00	2655989.00	1137286.00	
4313004	3069587.00		Water Charges Recoverable - Arrears		1236542.00	1833045.00	
4313007			SWM USER CHARGES RECOVERABLE - CURRENT	2074394.00	2074394.00		
4314001			Lease Amount - Recoverable - Current	2384934.00	2363842.00	21092.00	
4314002	1184012.50		Lease Amount - Recoverable - Arrears	37032.50	525559.00	695486.00	
4314003	335731.70		Rent on buildings recoverable - Current			335731.70	
4314033	2172042.00		Interest Accrued on Fixed Deposit/ Dived	944434.00	983626.00	2132850.00	
4314037	356011.00		Materials Cost Recoverable A/c - Contrac			356011.00	

Poonthamalli Municipality

Trial Balance as On 31/03/2018

A/C Code	Dr. Opening Balance	Cr. Opening Balance	Particulars	Debit Amount (Rs)	Credit Amount (Rs)	Net Debit Amount (Rs)	Net Credit Amount (Rs)
4314038	22335.00		Supply Of Office Materials			22335.00	
4314040	56426.97		Misc. Recovery			56426.97	
4321001		4454438.00	Provision for outstanding Property Taxes	2551737.00	1252785.00		3155486.00
4401001	503842.15		Prepaid Expenses			503842.15	
4501001	520521.00		General Fund - Cash Account	55643518.46	55653828.46	510211.00	
4502001			Cheque Account	70416828.96	70416828.96		
4502101	15825856.53		Indian Bank Ac No 433104021 Collection A	81392598.00	94993567.00	2224887.53	
4502102	1932534.00		Indian Bank Ac No 6122361375 Deposit Acc	14195188.00	7335042.00	8792680.00	
4502103	1249595.17		Indian Bank Ac No 433142513 Water Supply	4664593.00	1187986.00	4726202.17	
4502104	1497446.20		Indian Bank Ac No 433171995 Library Cess	2587072.00	3170781.00	913737.20	
4502105	886331.25		State Bank of India Ac No 30004799312 S	125211788.00	108112283.00	17985836.25	
4502106	69584.50		State Bank of India Ac No 30296162584 Es			69584.50	
4502107	211393.00		Canara Bank Cebed Ac No 29902			211393.00	
4502108	318825.00		Sub Try - Ac I Names	25757.00		344582.00	
4502110	575249.00		S B I Ac No 30038480376 12th Fin Comm Ac	21427.00		596676.00	
4502111	10000.00		Post Office		10000.00		
4502112	3318.38		Kcc Bank		3318.38		

Poonthamalli Municipality

Trial Balance as On 31/03/2018

A/C Code	Dr. Opening Balance	Cr. Opening Balance	Particulars	Debit Amount (Rs)	Credit Amount (Rs)	Net Debit Amount (Rs)	Net Credit Amount (Rs)
4502113	5565.00		Indian Bank Ac No 23347			5565.00	
4502114	551792.00		Special Road Work A/c Sbi 31478651743	20553.00		572345.00	
4502115	7164.00		Try M G F Ac II			7164.00	
4502116	37164.00		Secc Account Indian Bank Ac No 612236219	1419.00		38583.00	
4502117	1036605.00		Iudm Account Indian Bank 6128711360	39615.00	115.00	1076105.00	
4502118	5000000.00		ICICI Bank Ac No 154601000996 Investment	5109587.00	5000000.00	5109587.00	
4502119			City Union Bank A/c No 510909010039607	35610556.00	35297599.00	312957.00	
4502120			City Union Bank A/c No 510909010063685	733278.00	214514.00	518764.00	
4502121			City Union Bank A/c No 500101010962684	890693.50	172.50	890521.00	
4502122			KVB Bank A/c No 1851155000006360	10129.00	73.36	10055.64	
4502123			ICIC Bank Swachh Bharath Mission A/c 154	34202629.00	32480300.00	1722329.00	
4502124			HDFC Bank A/c No 50100227917501	10317777.00		10317777.00	
4502125			HDFC Bank A/c No 50100222657322	2367.02		2367.02	
4502126			HDFC Bank A/c No 50100226348832	213000.00		213000.00	
4502127			HDFC Bank A/c No 50100226304752	200000.00		200000.00	
4502128			Indian Bank Services Tax A/c No 65580167	1157877.00		1157877.00	
4502201	369862.50		HDFC Bank Ac No 50100065858960 Amma Unav	2433115.00	2548666.00	254311.50	

Poonthamalli Municipality

Trial Balance as On 31/03/2018

A/C Code	Dr. Opening Balance	Cr. Opening Balance	Particulars	Debit Amount (Rs)	Credit Amount (Rs)	Net Debit Amount (Rs)	Net Credit Amount (Rs)
4502202	7826833.42		City Union Bank Limited Ac No 179226 C M		7037660.25	789173.17	
4502501			Online collection City Union Bak A/c No	44735259.21	28477799.30	16257459.91	
4601001	224832.29		Festival Advance	315000.00	322000.00	217832.29	
4601006	7342.00		Bicycle Advance			7342.00	
4601007	1000014.00		Motorcycle Advance	650000.00	387692.00	1262322.00	
4601009	17820.00		Marriage Advance		11820.00	6000.00	
4604001	124126.72		Advance to Suppliers			124126.72	
4604003	62217000.00		Advance to PWD / Highways/ T.N. Construc			62217000.00	
4605003	100000.00		Flood Advance			100000.00	
4605004	70000.00		Immediate Relief - Advance		25000.00	45000.00	
4605010	928395.50		Advance Recovery	50000.00		978395.50	
4606001	684565.00		Deposits - Recoverable:			684565.00	
4701001	46982770.00		Advance to TWAD Board/ Metro Water Board			46982770.00	
4702006	1000000.00		Receivable from General fund			1000000.00	
	1202892717.78	1202892717.78	Grand Total	1369958822.44	1369958822.44	1574142111.01	1574142111.01


INSPECTOR
LOCAL FUND AUDIT THIRUVALLUR


COMMISSIONER
POONAMALLEE MUNICIPALITY

Income and Expenditure as on 2017-2018

Poonthamalli Municipality

Code	INCOME	Amount
110	Tax Revenue	53222585.00
120	Assigned Revenues & Compensations	11015550.00
130	Rental Income from Municipal Properties	5740346.00
140	Fees & User Charges	15401364.00
150	Sale & Hire Charges	923546.00
160	Revenue Grants, Contribution and Subsidies	87339895.00
170	Income from Investments	2250707.00
171	Interest Earned	1313070.73
180	Other Income	1665599.00
A	Total Income	178872662.73

Code	EXPENDITURE	Amount
210	Establishment Expenses	31553446.00
220	Administrative Expenses	25447641.00
230	Operations & Maintenance	46382829.00
240	Interest & Finance Charges	741375.41
250	Programme Expenses	0.00
260	Grants, Contribution and Subsidies	719474.00
270	Provisions and Write off	1252785.00
271	Miscellaneous Expenses	0.00
272	Depreciation	93437639.00
B	Total Expenditure	199535189.41

A - B Gross Surplus/(Deficit) of Income over Expenditure -20,662,526.68

280 ADD: Prior Period Item 25,736,477.12

290 LESS: Transfer to Reserve Funds 0.00

INSPECTOR Balance Being Surplus/Deficit Carried Over

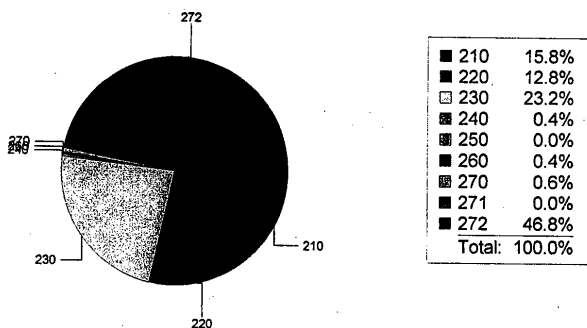
(X) Details -

COMMISSIONER
POONTHAMALLEE MUNICIPALITY

Poonthamalli Municipality

Income and Expenditure as on 2017-2018

EXPENDITURE



Revenue

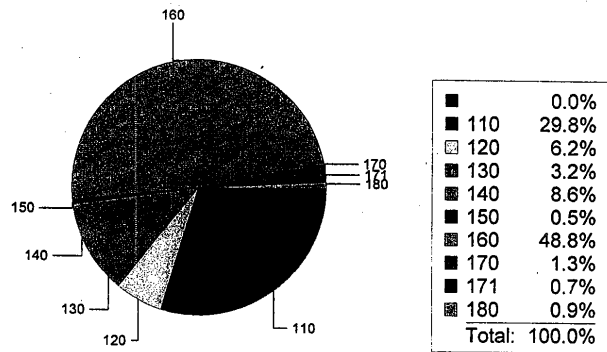
Account Code	Particulars	Amount
210	Establishment Expenses	31553446.00
220	Administrative Expenses	25447641.00
230	Operations & Maintenance	46382829.00
240	Interest & Finance Charge	741375.41
250	Programme Expenses	0.00
260	Grants, Contribution and	719474.00
270	Provisions and Write off	1252785.00
271	Miscellaneous Expenses	0.00
272	Depreciation	93437639.00
Total		199535189.41

S. Somanath
INSPECTOR
LOCAL FUND AUDIT THIRUVALLUR

S. Somanath
COMMISSIONER
POONAMALLEE MUNICIPALITY

Poonthamalli Municipality

Income and Expenditure as on 2017-2018
Income



Account Code	Particulars	Amount
110	Tax Revenue	53222585.00
120	Assigned Revenues & Comp	11015550.00
130	Rental Income from Munic	5740346.00
140	Fees & User Charges	15401364.00
150	Sale & Hire Charges	923546.00
160	Revenue Grants, Contribu	87339895.00
170	Income from Investments	2250707.00
171	Interest Earned	1313070.73
180	Other Income	1665599.00
	Total	178872662.73

178872662
87339895
91532767

Poonthamalli Municipality

Income and Expenditure as on 2017-2018

A/c Code	Expenditure Particular	Amount	A/c Code	Income Particular	Amount
E1	Establishment Expenses		I1	Tax Revenue	
2101001	Pay	15326528.00	1100101	Property Tax - Residential	39162452.00 ✓
2101004	Dearness Allowance	8294185.00	1100104	Property Tax - Vacant Sites	941369.00 ✓
2101005	House Rent Allowance	1611560.00	1101001	Professional Tax ✗	13118764.00
2101006	City Comp. Allowance	355696.00		-----	
2101007	Medical Allowance	218001.00	Total	Tax Revenue	53222585.00 ✓
2101008	Other Allowance	30329.00		-----	
2101011	Bonus	200000.00	I2	Assigned Revenues & Compensati	
2102004	Supply of uniforms	64187.00	1201001	Duty on Transfer of property	9205370.00 ✗
2102006	Training programme Expenses	19550.00	1201002	Entertainment Tax ✗	1810180.00 ✗
2102010	Health Insurance Local body co	170982.00		-----	
2102011	Labour Welfare fund contributi	429200.00	Total	Assigned Revenues & Compensati	11015550.00 ✓
2102014	Group Insurance scheme - Manag	114180.00		-----	
2102015	CPF Management Contribution	1024683.00	I3	Rental Income from Municipal P	
2102019	Conveyance Allowance	29021.00	1301001	Rent from Shopping Complex/Mar	1829934.00 ✓
2103005	Pensions contribution to Munic	3665344.00	1301002	Rent from Community Hall	60200.00 ✓
	-----		1301006	Fees for Bays in Bus Stand	954020.00 ✓
Total	Establishment Expenses	31553446.00	1301007	Cart Stand/ Lorry Stand/ Taxi	555000.00 ✓
	-----		1303005	Pay And Use Toilet	266798.00 ✓
E2	Administrative Expenses		1309002	SWM USER CHARGES RECOVERABLE -	2074394.00 ✓

Income and Expenditure as on 2017-2018

A/c Code	Expenditure Particular	Amount	A/c Code	Income Particular	Amount
2201004	Motor Vehicle Tax	81920.00		-----	
2201101	Electricity consumption charge	1200.00	Total	Rental Income from Municipal P	5740346.00
2201201	Telephone charges	271665.00		-----	
2201203	Postage and Telegram and Fax C	7000.00	I4	Fees & User Charges	
2202101	Stationery and Printing	2192605.00	1401001	Contractors/Suppliers/Licensed	68250.00
2204001	Vehicle insurance	425565.00	1401101	D&O Trade Licence Fees	665661.00
2205001	Statutory Audit Fees	84754.00	1401103	Building Licence Fees	4483155.00
2205102	Court Fees	80000.00	1401302	Birth & Death Certificate Fees	23240.00
2205104	Legal & Arbitration Expenses	42000.00	1401401	Road Formation Charges	551100.00
2205203	Other Professional Charges	69000.00	1401404	Sub Division Fees	23500.00
2206001	Advertisement charges	1711490.00	1401502	Demolition Charges	3600.00
2208003	Other Expnese	20480442.00	1402004	Other penalties <i>No Tax.</i>	348605.00
	-----		1404002	Survey Fees	4000.00
Total	Administrative Expenses	25447641.00	1404004	Contractors/Suppliers/Licensed	1002.00
	-----		1405004	Metered/ Tap rate water Charge	3793275.00
E3	Operations & Maintenance		1405006	Septic Tank Cleaning	72200.00
2301003	Power Charges for Street Light	6600029.00	1405009	Other user charges	27000.00
2303002	Diesel	1372922.00	1407001	Road Cutting Restoration Charg	1030794.00
2303005	Sanitary Materials	1374204.00	1407002	Initial Amount for New Water S	1652500.00
2305007	Maintenance Expenses for Stree	8614949.00	1407014	Water Supply Inspection Charg	150781.00
2305009	Maintenance Expenses - Water S	191603.00	1407016	Water Supply Name Transfer Cha	1200.00
2305011	Maintenance Charges to TWAD Bo	50000.00	1407017	Property Tax Name Transfer Cha	86300.00
2305012	Water cess to TNPCE	45000.00	1407020	Other Service/Administrative C	409048.00

Income and Expenditure as on 2017-2018

A/c Code	Expenditure Particular	Amount	A/c Code	Income Particular	Amount
2305104	Sanitary / Conservancy Expense	19574763.00	1408003	Misc. Recoveries	2006153.00
2305106	Maintenance of Kalayana Mandap	20700.00		-----	
2305301	Light Vehicles - Maintenance	1006967.00	Total	Fees & User Charges	15401364.00
2305302	Heavy Vehicles - Maintenance	991850.00		-----	
2305901	Repairs and maintenance of off	498688.00	I5	Sale & Hire Charges	
2308003	Removal of Debris	1052798.00	1501003	Amma Unavagam-Sale Of Food	923546.00
2308009	Garbage Clearance	1053492.00		-----	
2308019	Maintenance for Amma Unavagam	2854350.00	Total	Sale & Hire Charges	923546.00
2308020	Funeral Rites	120000.00		-----	
2308021	Anti Filaria/Anti Malaria Oper	960514.00	I6	Revenue Grants, Contribution a	
	-----		1601004	Devolution Fund (including Sta	72670114.00
Total	Operations & Maintenance	46382829.00	1601007	Grants in kind	1000000.00
	-----		1603001	Scheme grants	13669781.00
E4	Interest & Finance Charges			-----	
2403001	Interest on Loans from TNUFIDC	703649.00	Total	Revenue Grants, Contribution a	87339895.00
2407001	Bank charges	37726.41		-----	
	-----		I7	Income from Investments	
Total	Interest & Finance Charges	741375.41	1701001	Interest on Investments / Fixe	2250707.00
	-----			-----	
E5	Programme Expenses		Total	Income from Investments	2250707.00
E6	Grants, Contribution and Subsi			-----	
2602002	CMDA	259179.00	I8	Interest Earned	
2602006	Municipal Contribution	460295.00	1711001	Interest from Bank	1313070.73

Income and Expenditure as on

2017-2018

A/c Code	Expenditure Particular	Amount	A/c Code	Income Particular	Amount
Total	Grants, Contribution and Subsi	719474.00	Total	Interest Earned	1313070.73
E7	Provisions and Write off		I9	Other Income	
2701001	Provision for Doubtful Collect	1252785.00	1808001	Other Income	1665599.00
Total	Provisions and Write off	1252785.00	Total	Other Income	1665599.00
E8	Miscellaneous Expenses				
E9	Depreciation				
2722001	Depreciation - Buildings	5597060.00			
2723001	Depreciation - Roads & Bridges	57624617.00			
2723101	Depreciation - Sewerage and Dr	11304948.00			
2723201	Depreciation - Waterways	4361490.00			
2724001	Depreciation - Plant & machine	3705507.00			
2725001	Depreciation - Vehicles	1060192.00			
2727001	Depreciation - Furniture, Fixt	9783825.00			
Total	Depreciation	93437639.00			
E10	Prior Period Item				
2801001	Taxes	-14311379.50			
2804001	Prior Year Income	-11521313.00			


Income and Expenditure as on 2017-2018

A/c Code	Expenditure Particular	Amount	A/c Code	Income Particular	Amount
2808001	Prior year Expenses	96215.38			

Total	Prior Period Item	-25736477.12			

E11	Transfer to Reserve Funds				
3109001	Accumulated Surplus	5073950.44			
		178872662.73			178872662.73


INSPECTOR
LOCAL FUND AUDIT THIRUVALLUR


COMMISSIONER
POONAMALLEE MUNICIPALITY

Poonthamalli Municipality

Balance Sheet as on 31/03/2018

Liabilities			Assets		
A/C Code	Particulars	Amount	A/C Code	Particulars	Amount
	RESERVES & SURPLUS			FIXED ASSETS	
310	Municipal (General) Fund	206143726.98	410	Fixed Assets	1104014666.00
311	Earmarked Funds		411	LESS - Accumulated Depreciat	-642302328.00
312	Reserves			Net Block	461712338.00
	Total Reserves & Surplus	1878257.00	412	Capital Work - in - progress	12716591.00
320	Grants , Contribution for specific purposes	354876168.00		Total Fixed Assets	474428929.00
330	Secured Loans	65568935.00		INVESTMENTS	
331	Unsecured Loans		420	Investments - General Fund	29586625.00
	Total Loans	65568935.00	421	Investments - Other Funds	
	CURRENT LIABILITIES AND PROVISIONS			Total Investments	29586625.00
340	Deposits Received	43224510.00		CURRENT ASSETS, LOANS and ADV	
341	Deposit works	8445.00	430	Stock - in- hand	
350	Other Liabilities	57282122.24	431	Sundry Debtors (Receivables)	38161169.67
360	Provisions		432	LESS - Accumulated Provision	-3155486.00
	Total Liabilities and Provisions	100515077.24		Net Amount Outstanding	35005683.67
			440	Pre-paid Expenses	503842.15
			450	Cash and Bank balance	75831730.89
			460	Loans, Advances and Deposits	65642583.51
			461	LESS - Accumulated Against I	
				Net Amount Outstanding	65642583.51
				Total Current Assets, Loans a	176983840.22

Poonthamalli Municipality

Balance Sheet as on 31/03/2018

Liabilities			Assets		
A/C Code	Particulars	Amount	A/C Code	Particulars	Amount
			470	Other Assets	47982770.00
			480	Miscellaneous Expenditure to	
		728982164.22			728982164.22

S. Harsh
Inspector
 Local Fund Audit

[Signature]
Commissioner
 Poonthamalli Municipality

x x x x

Poonthamalli Municipality

Balance Sheet as on 31/03/2018

Liabilities			Assets		
A/C Code	Particulars	Amount	A/C Code	Particulars	Amount
L1	Municipal (General) Fund		A1	Fixed Assets	
3101001	Municipal Fund	1878257.00	4101001	Land -GROSS BLOCK	13187087.00
	-----		4102001	Buildings - GROSS BLOCK	136827865.00
Total	Municipal (General) Fund	1878257.00	4103002	Bridges and Flyovers - GROSS	492860.00
	-----		4103003	Roads & Pavements - Concrete	180529154.00
L4	Grants , Contribution for specific purposes		4103004	Roads & Pavements - Black To	421529448.00
3203001	Contributions from the Government	341616168.00	4103005	Roads & Pavements - Others -	725220.00
3203002	Grants from the Government	13260000.00	4103101	Strom Water Drains, Open dra	111414938.00
	-----		4103102	Drainage and Sewerage pipes ,	840668.00
Total	Grants , Contribution for specific purposes	354876168.00	4103201	Water Supply - Head Works, O	103118399.00
	-----		4103202	Ground Water Wells/ Deep Bor	31206064.00
L5	Secured Loans		4104002	Tools & Plant - GROSS BLOCK	13300986.00
3303002	Loan from TUFIDCO	65568935.00	4104003	Hand Pumps - Indian Mark II	1901306.00
	-----		4105001	Heavy Vehicles - GROSS BLOCK	14326049.00
Total	Secured Loans	65568935.00	4105002	Light Vehicles - GROSS BLOCK	3662671.00
	-----		4105003	Other Vehicles - GROSS BLOCK	1032615.00
L7	Deposits Received		4107001	Furniture Fixtures and Fitti	18745915.00
3401001	Tender Deposit - Contractors.	41303352.00	4107002	Electrical Installations - L	51113421.00
3402001	Security Deposit - Lease	458786.00	4109001	Assets under Disposal	60000.00
3403001	Security Deposit - Staff	1500.00		-----	

Balance Sheet as on 31/03/2018

Liabilities			Assets		
A/C Code	Particulars	Amount	A/C Code	Particulars	Amount
3408002	Deposits- Others	1460872.00	Total	Fixed Assets	1104014666.00
	-----			-----	
Total	Deposits Received	43224510.00	A2	Accumulated Depreciation	
	-----		4112001	Buildings - Accumulated Depr	-28236255.00
L8	Deposit works		4113002	Bridges and Flyovers - Accum	-465219.00
3411002	Road Cut Restoration Deposit - Others	8445.00	4113003	Roads & Pavements - Concrete	-116714209.00
	-----		4113004	Roads & Pavements - Black To	-328130425.00
Total	Deposit works	8445.00	4113005	Roads & Pavements - Others -	-719374.00
	-----		4113101	Storm Water Drains, open Dra	-61569367.00
L9	Other Liabilities		4113102	Drainage Sewerage Pipes, Con	-862989.00
3502031	EPF Recoveries Payable	101550.00	4113201	Head Works, OHT etc. Water s	-11722190.00
3501008	Others Payable	4861955.00	4113202	Ground Water Wells/ Deep Bor	-8333717.00
3501011	Audit fees payable	84754.00	4114002	Tools & Plant - Accumulated d	-8023690.00
3501104	Group Insurance Scheme - Management Contribution P	308825.00	4114003	Hand Pumps - India Mark (II)	-3117559.00
3501201	Interest Payable	27985759.00	4115001	Heavy vehicles - Accumulated	-11913487.00
3502001	Provident Fund Recoveries	382411.00	4115002	Light vehicles - Accumulated	-2026421.00
3502002	Co-operative Society Loan Recoveries	6652.00	4115003	Other vehicles - Accumulated	-1023938.00
3502003	RD Recoveries	6900.00	4117001	Furniture, Fixtures & Fittin	-13911692.00
3502004	L.I.C. Polices Premium Recoveries	24101.00	4117002	Electircal Installations - L	-45531796.00
3502005	Special Provident Fund-Cum-Gratuity Scheme - Reco	166060.00		-----	

Balance Sheet as on 31/03/2018

Liabilities			Assets		
A/C Code	Particulars	Amount	A/C Code	Particulars	Amount
3502006	F.B.F. / Group Insurance Scheme Recoveries	8220.00	Total	Accumulated Depreciation	-642302328.00
3502007	External Housing Recoveries including H.B.A. sanct	1830.00		-----	
3502009	It Deduction	-70728.00	A3	Capital Work - in - progress	
3502010	Recoveries towards Loans from Banks	334800.00	4121001	Projects - in - progress Acc	12716591.00
3502015	VAT - Payable	4438218.00		-----	
3502017	Service Tax Payable	1195920.00	Total	Capital Work - in - progress	12716591.00
3502022	Contribution to CMDA/LPA Payable	2102860.00		-----	
3502023	Health Fund Subscription	128935.00	A4	Investments - General Fund	
3502027	Swachh Bharat Mission - IHHL	2073238.00	4208001	Fixed Deposit	29586625.00
3503002	Library Cess - Payables	13139862.24		-----	
	-----		Total	Investments - General Fund	29586625.00
Total	Other Liabilities	57282122.24		-----	
	-----		A7	Sundry Debtors (Receivables)	
3109001	Accumulated Surplus	206143726.98	4311001	Property Tax - Recoverable -	9974235.00
			4311004	Property Tax - Recoverable -	555275.00
			4311006	Property Tax - Recoverable -	12345724.00
			4311009	Property Tax - Recoverable -	1256711.00
			4311903	Profession Tax - Recoverable	1819093.00
			4311904	Profession Tax - Recoverable	5619868.00
			4313003	Water Charges Recoverable - C	1137286.00
			4313004	Water Charges Recoverable - A	1833045.00

Balance Sheet as on 31/03/2018

Liabilities			Assets		
A/C Code	Particulars	Amount	A/C Code	Particulars	Amount
			4314001	Lease Amount - Recoverable -	21092.00
			4314002	Lease Amount - Recoverable -	695486.00
			4314003	Rent on buildings recoverabl	335731.70
			4314033	Interest Accrued on Fixed De	2132850.00
			4314037	Materials Cost Recoverable A	356011.00
			4314038	Supply Of Office Materials	22335.00
			4314040	Misc. Recovery	56426.97

			Total	Sundry Debtors (Receivables)	38161169.67

			A8	Accumulated Provisions again	
			4321001	Provision for outstanding Pr	-3155486.00

			Total	Accumulated Provisions again	-3155486.00

			A9	Pre-paid Expenses	
			4401001	Prepaid Expenses	503842.15

			Total	Pre-paid Expenses	503842.15

			A10	Cash and Bank balance	
			4502119	City Union Bank A/c No 51090	312957.00

Balance Sheet as on 31/03/2018

Liabilities			Assets		
A/C Code	Particulars	Amount	A/C Code	Particulars	Amount
			4502120	City Union Bank A/c No 51090	518764.00
			4502121	City Union Bank A/c No 50010	890521.00
			4502122	KVB Bank A/c No 185115500000	10055.64
			4502123	ICIC Bank Swachh Bharath Mis	1722329.00
			4501001	General Fund - Cash Account	510211.00
			4502101	Indian Bank Ac No 433104021 C	2224887.53
			4502102	Indian Bank Ac No 6122361375	8792680.00
			4502103	Indian Bank Ac No 433142513 W	4726202.17
			4502104	Indian Bank Ac No 433171995 I	913737.20
			4502105	State Bank of India Ac No 3	17985836.25
			4502106	State Bank of India Ac No 30	69584.50
			4502107	Canara Bank Cebed Ac No 2990	211393.00
			4502108	Sub Try - Ac I Names	344582.00
			4502110	S B I Ac No 30038480376 12th	596676.00
			4502113	Indian Bank Ac No 23347	5565.00
			4502114	Special Road Work A/c Sbi 31	572345.00
			4502115	Try M G F Ac I I	7164.00
			4502116	Secc Account Indian Bank Ac N	38583.00
			4502117	Iudm Account Indian Bank 612	1076105.00
			4502201	HDFC Bank Ac No 501000658589	254311.50
			4502202	City Union Bank Limited Ac N	789173.17
			4502118	ICICI Bank Ac No 15460100099	5109587.00

Balance Sheet as on 31/03/2018

Liabilities			Assets		
A/C Code	Particulars	Amount	A/C Code	Particulars	Amount
			4502501	Online collection City Union	16257459.91
			4502128	Indian Bank Services Tax A/c	1157877.00
			4502124	HDFC Bank A/c No 50100227917	10317777.00
			4502125	HDFC Bank A/c No 50100222657	2367.02
			4502126	HDFC Bank A/c No 50100226348	213000.00
			4502127	HDFC Bank A/c No 50100226304	200000.00

			Total	Cash and Bank balance	75831730.89

			All	Loans, Advances and Deposits	
			4601001	Festival Advance	217832.29
			4601006	Bicycle Advance	7342.00
			4601007	Motorcycle Advance	1262322.00
			4601009	Marriage Advance	6000.00
			4604001	Advance to Suppliers	124126.72
			4604003	Advance to PWD / Highways/ T	62217000.00
			4605003	Flood Advance	100000.00
			4605004	Immediate Relief - Advance	45000.00
			4605010	Advance Recovery	978395.50
			4606001	Deposits - Recoverable:	684565.00

			Total	Loans, Advances and Deposits	65642583.51

Balance Sheet as on 31/03/2018

Liabilities			Assets		
A/C Code	Particulars	Amount	A/C Code	Particulars	Amount
			A13	Other Assets	
			4701001	Advance to TWAD Board/ Metro	46982770.00
			4702006	Receivable from General fund	1000000.00
			Total	Other Assets	47982770.00
		728982164.22			728982164.22

S. Hanot
Inspector
 Local Fund Audit

L. xx

[Signature]
Commissioner
 Poonnamalli Municipality

Poonthamalli Municipality

Balance Sheet as on 31/03/2018

Liabilities			Assets		
A/C Code	Particulars	Amount	A/C Code	Particulars	Amount
L1	Municipal (General) Fund		A1	Fixed Assets	
3101001	Municipal Fund	1878257.00	4101001	Land -GROSS BLOCK	13187087.00
	-----		4102001	Buildings - GROSS BLOCK	136827865.00
Total	Municipal (General) Fund	1878257.00	4103002	Bridges and Flyovers - GROSS	492860.00
	-----		4103003	Roads & Pavements - Concrete	180529154.00
L4	Grants , Contribution for specific purposes		4103004	Roads & Pavements - Black To	421529448.00
3203001	Contributions from the Government	341616168.00	4103005	Roads & Pavements - Others -	725220.00
3203002	Grants from the Government	13260000.00	4103101	Strom Water Drains, Open dra	111414938.00
	-----		4103102	Drainage and Sewerage pipes ,	840668.00
Total	Grants , Contribution for specific purposes	354876168.00	4103201	Water Supply - Head Works, O	103118399.00
	-----		4103202	Ground Water Wells/ Deep Bor	31206064.00
L5	Secured Loans		4104002	Tools & Plant - GROSS BLOCK	13300986.00
3303002	Loan from TUFIDCO	65568935.00	4104003	Hand Pumps - Indian Mark II	1901306.00
	-----		4105001	Heavy Vehicles - GROSS BLOCK	14326049.00
Total	Secured Loans	65568935.00	4105002	Light Vehicles - GROSS BLOCK	3662671.00
	-----		4105003	Other Vehicles - GROSS BLOCK	1032615.00
L7	Deposits Received		4107001	Furniture Fixtures and Fitti	18745915.00
3401001	Tender Deposit - Contractors.	41303352.00	4107002	Electrical Installations - L	51113421.00
3402001	Security Deposit - Lease	458786.00	4109001	Assets under Disposal	60000.00
3403001	Security Deposit - Staff	1500.00		-----	

Balance Sheet as on 31/03/2018

Liabilities			Assets		
A/C Code	Particulars	Amount	A/C Code	Particulars	Amount
3408002	Deposits- Others	1460872.00	Total	Fixed Assets	1104014666.00
	-----			-----	
Total	Deposits Received	43224510.00	A2	Accumulated Depreciation	
	-----		4112001	Buildings - Accumulated Depr	-28236255.00
L8	Deposit works		4113002	Bridges and Flyovers - Accum	-465219.00
3411002	Road Cut Restoration Deposit - Others	8445.00	4113003	Roads & Pavements - Concrete	-116714209.00
	-----		4113004	Roads & Pavements - Black To	-328130425.00
Total	Deposit works	8445.00	4113005	Roads & Pavements - Others -	-719374.00
	-----		4113101	Storm Water Drains, open Dra	-61569367.00
L9	Other Liabilities		4113102	Drainage Sewerage Pipes, Con	-862989.00
3502031	EPF Recoveries Payable	101550.00	4113201	Head Works, OHT etc. Water s	-11722190.00
3501008	Others Payable	4861955.00	4113202	Ground Water Wells/ Deep Bor	-8333717.00
3501011	Audit fees payable	84754.00	4114002	Tools & Plant - Accumulated d	-8023690.00
3501104	Group Insurance Scheme - Management Contribution P	308825.00	4114003	Hand Pumps - India Mark (II)	-3117559.00
3501201	Interest Payable	27985759.00	4115001	Heavy vehicles - Accumulated	-11913487.00
3502001	Provident Fund Recoveries	382411.00	4115002	Light vehicles - Accumulated	-2026421.00
3502002	Co-operative Society Loan Recoveries	6652.00	4115003	Other vehicles - Accumulated	-1023938.00
3502003	RD Recoveries	6900.00	4117001	Furniture, Fixtures & Fittin	-13911692.00
3502004	L.I.C. Policies Premium Recoveries	24101.00	4117002	Electircal Installations - L	-45531796.00
3502005	Special Provident Fund-Cum-Gratuity Scheme - Reco	166060.00		-----	

Balance Sheet as on 31/03/2018

Liabilities			Assets		
A/C Code	Particulars	Amount	A/C Code	Particulars	Amount
3502006	F.B.F. / Group Insurance Scheme Recoveries	8220.00	Total	Accumulated Depreciation	-642302328.00
3502007	External Housing Recoveries including H.B.A. sanct	1830.00		-----	
3502009	It Deduction	-70728.00	A3	Capital Work - in - progress	
3502010	Recoveries towards Loans from Banks	334800.00	4121001	Projects - in - progress Acc	12716591.00
3502015	VAT - Payable	4438218.00		-----	
3502017	Service Tax Payable	1195920.00	Total	Capital Work - in - progress	12716591.00
3502022	Contribution to CMDA/LPA Payable	2102860.00		-----	
3502023	Health Fund Subscription	128935.00	A4	Investments - General Fund	
3502027	Swachh Bharat Mission - IHHL	2073238.00	4208001	Fixed Deposit	29586625.00
3503002	Library Cess - Payables	13139862.24		-----	
	-----		Total	Investments - General Fund	29586625.00
Total	Other Liabilities	57282122.24		-----	
	-----		A7	Sundry Debtors (Receivables)	
3109001	Accumulated Surplus	206143726.98	4311001	Property Tax - Recoverable -	9974235.00
			4311004	Property Tax - Recoverable -	555275.00
			4311006	Property Tax - Recoverable -	12345724.00
			4311009	Property Tax - Recoverable -	1256711.00
			4311903	Profession Tax - Recoverable	1819093.00
			4311904	Profession Tax - Recoverable	5619868.00
			4313003	Water Charges Recoverable - C	1137286.00
			4313004	Water Charges Recoverable - A	1833045.00

Balance Sheet as on 31/03/2018

Liabilities			Assets		
A/C Code	Particulars	Amount	A/C Code	Particulars	Amount
			4314001	Lease Amount - Recoverable -	21092.00
			4314002	Lease Amount - Recoverable -	695486.00
			4314003	Rent on buildings recoverabl	335731.70
			4314033	Interest Accrued on Fixed De	2132850.00
			4314037	Materials Cost Recoverable A	356011.00
			4314038	Supply Of Office Materials	22335.00
			4314040	Misc. Recovery	56426.97

			Total	Sundry Debtors (Receivables)	38161169.67

			A8	Accumulated Provisions again	
			4321001	Provision for outstanding Pr	-3155486.00

			Total	Accumulated Provisions again	-3155486.00

			A9	Pre-paid Expenses	
			4401001	Prepaid Expenses	503842.15

			Total	Pre-paid Expenses	503842.15

			A10	Cash and Bank balance	
			4502119	City Union Bank A/c No 51090	312957.00

Balance Sheet as on 31/03/2018

Liabilities			Assets		
A/C Code	Particulars	Amount	A/C Code	Particulars	Amount
			4502120	City Union Bank A/c No 51090	518764.00
			4502121	City Union Bank A/c No 50010	890521.00
			4502122	KVB Bank A/c No 185115500000	10055.64
			4502123	ICIC Bank Swachh Bharath Mis	1722329.00
			4501001	General Fund - Cash Account	510211.00
			4502101	Indian Bank Ac No 433104021 C	2224887.53
			4502102	Indian Bank Ac No 6122361375	8792680.00
			4502103	Indian Bank Ac No 433142513 W	4726202.17
			4502104	Indian Bank Ac No 433171995 I	913737.20
			4502105	State Bank of India Ac No 3	17985836.25
			4502106	State Bank of India Ac No 30	69584.50
			4502107	Canara Bank Cebed Ac No 2990	211393.00
			4502108	Sub Try - Ac I Names	344582.00
			4502110	S B I Ac No 30038480376 12th	596676.00
			4502113	Indian Bank Ac No 23347	5565.00
			4502114	Special Road Work A/c Sbi 31	572345.00
			4502115	Try M G F Ac I I	7164.00
			4502116	Secc Account Indian Bank Ac N	38583.00
			4502117	Iudm Account Indian Bank 612	1076105.00
			4502201	HDFC Bank Ac No 501000658589	254311.50
			4502202	City Union Bank Limited Ac N	789173.17
			4502118	ICICI Bank Ac No 15460100099	5109587.00

54

Balance Sheet as on 31/03/2018

Liabilities			Assets		
A/C Code	Particulars	Amount	A/C Code	Particulars	Amount
			4502501	Online collection City Union	16257459.91
			4502128	Indian Bank Services Tax A/c	1157877.00
			4502124	HDFC Bank A/c No 50100227917	10317777.00
			4502125	HDFC Bank A/c No 50100222657	2367.02
			4502126	HDFC Bank A/c No 50100226348	213000.00
			4502127	HDFC Bank A/c No 50100226304	200000.00

			Total	Cash and Bank balance	75831730.89

			All	Loans, Advances and Deposits	
			4601001	Festival Advance	217832.29
			4601006	Bicycle Advance	7342.00
			4601007	Motorcycle Advance	1262322.00
			4601009	Marriage Advance	6000.00
			4604001	Advance to Suppliers	124126.72
			4604003	Advance to PWD / Highways/ T	62217000.00
			4605003	Flood Advance	100000.00
			4605004	Immediate Relief - Advance	45000.00
			4605010	Advance Recovery	978395.50
			4606001	Deposits - Recoverable:	684565.00

			Total	Loans, Advances and Deposits	65642583.51

1/1

Balance Sheet as on 31/03/2018

Liabilities			Assets		
A/C Code	Particulars	Amount	A/C Code	Particulars	Amount
			A13	Other Assets	
			4701001	Advance to TWAD Board/ Metro	46982770.00
			4702006	Receivable from General fund	1000000.00
			Total	Other Assets	47982770.00
		728982164.22			728982164.22

S. Hanumanth
Inspector
 Local Fund Audit

[Signature]
Commissioner
 Poonthamalli Municipality

Poonthamalli Municipality

Accumulated Surplus/Deficit Account

A/C Code	Particulars	Amount	A/C Code	Particulars	Amount
3109001	Net Surplus Transferred to Current year B/S	206143726.98	3109001	Accumulated Surplus from Previous B/S	201069776.54
			3109001	Surplus From Current Year I&E A/c	5073950.44
		206143726.98			206143726.98

S. Harshad
Inspector
 Local Fund Audit

[Signature]
Commissioner
 Poonthamalli Municipality

6/11

2017-18
இணைப்பு - 1
கேட்பு வசூல் நிலுவை (2016-2017) அறிக்கை - பூலிருந்தவல்லி நகராட்சி

வ. எண்	தன்மை	கணக்கு எண்	கேட்பு				வசூல்			நிலுவை		
			நிலுவை	சுடுதல்	நடப்பு	மொத்தம்	நிலுவை	நடப்பு	மொத்தம்	நிலுவை	நடப்பு	மொத்தம்
1	சொத்துவரி (சாதாரணம்)	4311001/ 4311006	22623480.00	12510894.00	39162452.00	74296826.00	22788650.00	29188217.00	51976867.00	12345724.00	9974235.00	22319959.00
2	நூலகவரி (சொத்துவரி)	3503002	2261975.00	1251089.00	3916246.00	7429310.00	2278865.00	2918822.00	5197687.00	1234199.00	997424.00	2231623.00
அ	மொத்தம்		24885455.00	13761983.00	43078698.00	81726136.00	25067515.00	32107039.00	57174554.00	13579923.00	10971659.00	24551582.00
3	காலி மனை வரி	4311004/ 4311009	1243626.00	664607.00	941369.00	2849602.00	651522.00	386094.00	1037616.00	1256711.00	555275.00	1811986.00
4	நூலகவரி (காலி மனை வரி)	3503002	124361.00	66461.00	94137.00	284959.00	65152.00	38609.00	103761.00	125670.00	55528.00	181198.00
ஆ	மொத்தம்		1367987.00	731068.00	1035506.00	3134561.00	716674.00	424703.00	1141377.00	1382381.00	610803.00	1993184.00
5	தொழில் வரி	4311903/ 4311904	8113455.00	1098846.00	13118764.00	22331065.00	3592433.00	11299671.00	14892104.00	5619868.00	1819093.00	7438961.00
6	கடை வாடகை	4314001/ 4314002	1184012.50	37032.50	2384934.00	3605979.00	525559.00	2363842.00	2889401.00	695486.00	21092.00	716578.00
7	குடிநீர் கட்டணம்	4313003/ 4313004	3069587.00	242265.00	3793275.00	6620597.00	1236542.00	2655989.00	3892531.00	1590780.00	1137286.00	2728066.00
	மொத்தம்		12367054.50	893613.50	19296973.00	32557641.00	5354534.00	16319502.00	21674036.00	7906134.00	2977471.00	10883605.00
	பெருமொத்தம்		38620496.50	15386664.50	63411177.00	117418338.00	31138723.00	48851244.00	79989967.00	22868438.00	14559933.00	37428371.00

D/o Trade -
சுய்வாராய்ச்சி
ஆய்வாளர்,
நகராட்சி நிதித்தணிக்கை,

INSPECTOR
LOCAL FUND AUDIT THIRUVALLUR

Difference between CS 17-18 & B = 24,265

ஆணையர்,
பூலிருந்தவல்லி நகராட்சி
COMMISSIONER
POONAMALLEE MUNICIPALITY

Tiruvallur District
Format – B - Declaration of Service Level Standards – 2017-18
Poonamallee Municipality

Roc.No.139/2014/E1

dated.24.09.2018

Name of the Urban Local Body		Name of the Commissioner				Postal address with PIN code				Phone & Fax nos.				Email id.																			
Poonamallee Municipality		Thiru.R.Tito				No.1, Kandhasamy Nagar, Trunk Road, Poonamallee, Chennai-56.				044-26493983				commr.poonamallee@tn.gov.in																			
Water Supply Indicators																																	
Coverage of water supply Connections		Per capita supply of water		Extent of metering of water connections		Extent of non revenue water		Continuity of water supply		Quality of water supplied		Efficiency in redressal of customer complaints		Cost recovery in water supply services		Efficiency in collection of water supply-related charges																	
Benchmarks		100%		135 lpcd		100%		20%		24 hours		100%		80%		100%		90%															
	Status (2017-18)	Target (2018-19)	Status (2017-18)	Target (2018-19)	Status (2017-18)	Target (2018-19)	Status (2017-18)	Target (2018-19)	Status (2017-18)	Target (2018-19)	Status (2017-18)	Target (2018-19)	Status (2017-18)	Target (2018-19)	Status (2017-18)	Target (2018-19)	Status (2017-18)	Target (2018-19)															
Poonamallee	65	100	85	90	0	95	35	20	3	3	100	100	77	80	85	90	85	90															
Sewerage Management (Sewerage and Sanitation)																																	
Coverage of toilets		Coverage of sewerage network services		Collection efficiency of the sewerage network		Adequacy of sewerage treatment capacity		Quality of sewerage treatment		Extent of reuse and recycling of treated sewerage		Efficiency in redressal of customer complaints		Extent of cost recovery in sewerage management		Efficiency in collection of sewerage charges																	
Benchmarks		100%		100%		100%		100%		100%		20%		80%		100%		90%															
	Status (2017-18)	Target (2018-19)	Status (2017-18)	Target (2018-19)	Status (2017-18)	Target (2018-19)	Status (2017-18)	Target (2018-19)	Status (2017-18)	Target (2018-19)	Status (2017-18)	Target (2018-19)	Status (2017-18)	Target (2018-19)	Status (2017-18)	Target (2018-19)	Status (2017-18)	Target (2018-19)															
Poonamallee	100	100	0	0	0	0	0	0	0	0	0	0	0	0	0	0	0	0															
Solid Waste Management Indicators																																	
Household level coverage of solid waste management services		Efficiency of collection of municipal solid waste		Extent of segregation of municipal solid waste		Extent of municipal solid waste recovered		Extent of scientific disposal of municipal solid waste		Efficiency in redressal of customer complaints		Extent of cost recovery in SWM services		Efficiency in collection of SWM charges																			
Benchmarks		100%		100%		100%		80%		100%		80%		100%		90%																	
	Status (2017-18)	Target (2018-19)	Status (2017-18)	Target (2018-19)	Status (2017-18)	Target (2018-19)	Status (2017-18)	Target (2018-19)	Status (2017-18)	Target (2018-19)	Status (2017-18)	Target (2018-19)	Status (2017-18)	Target (2018-19)	Status (2017-18)	Target (2018-19)																	
Poonamallee	100	100	100	100	100	100	100	80	80	100	100	80	80	100	100	90	90																
Storm Water Drainage Indicators																																	
Coverage of storm water drainage network						Incidence of water logging/ flooding						For the Performance Grant 2018-19: SLB Status of 2017-18																					
Benchmarks						100%						0%						Coverage of water supply (24x7) in all Public / Community toilets		24 x7	Yes												
Status (2017-18)						Target (2018-19)						Status (2017-18)						Target (2018-19)						Percentage of Waste being processed scientifically*		100%	100						
Poonamallee						23						80						7						2									

(Signature)
Municipal Engineer
Poonamallee Municipality

(Signature)
Commissioner
Poonamallee Municipality