Ponneri Town Panchayat

Income and Expenditure as on 2016-2017

Income

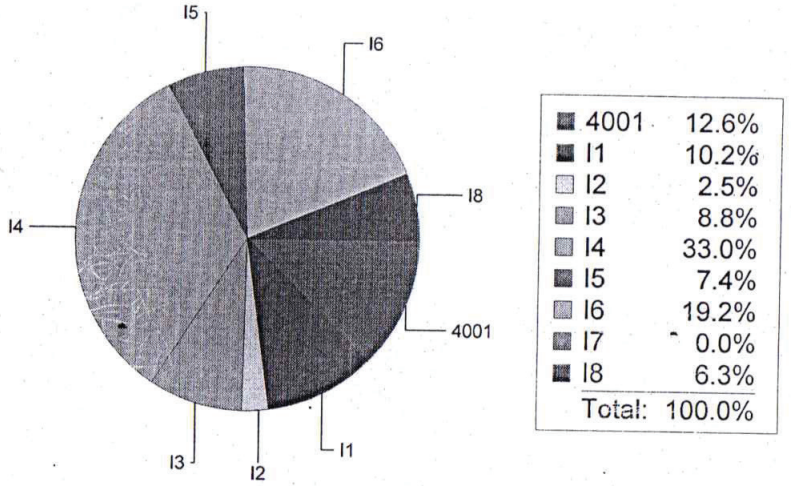

Account Code	Particulars	Amount
I1	Property Tax	7820581.00
I2	Other Taxes	1933089.00
I3	Revenue	6776978.00
I4	Develoution Fund	25305360.00
I5	Service Charges & Fees	5697883.00
I6	Grants & Contributions	14697014.00
I7	Sales & Hire Charges	0.00
I8	Other & Income	4842883.94
4001	Accumulated Deficit	9650508.95
	Total	**76724297.89**

1069

EXECUTIVE OFFICER
PONNERI TOWN PANCHAYAT
THIRUVALLUR DISTRICT

Ponneri Town Panchayat

Income and Expenditure as on 2016-2017

EXPENDITURE

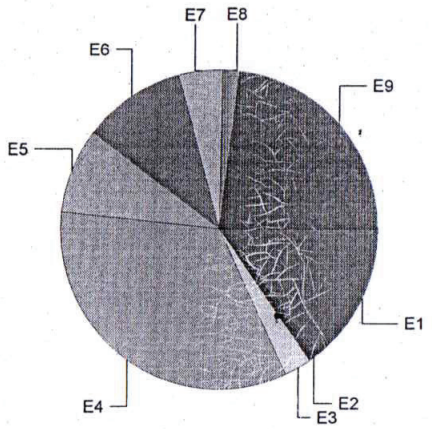

E1	14.2%
E2	1.2%
E3	2.6%
E4	33.7%
E5	8.6%
E6	10.7%
E7	4.5%
E8	1.7%
E9	22.9%
Total:	100.0%

Account Code	Particulars	Amount
E1	Personal Cost Salaries	10896313.00
E2	Personal Cost Others	897631.00
E3	Terminal & Retairement Be	2006044.00
E4	Operating Expenses	25820329.00
E5	Repaire &maintanance	6601659.00
E6	Programme Expenses	8172152.00
E7	Administrative Expenses	3425437.00
E8	Finance Expenses	1303716.89
E9	Depreciation	17601016.00
Total		76724297.89

EXECUTIVE OFFICER
PONNERI TOWN PANCHAYAT
THIRUVALLUR DISTRICT

Ponneri Town Panchayat

Income and Expenditure as on 2016-2017

A/c Code	Expenditure Particular	Amount	A/c Code	Income Particular	Amount
E1	Personal Cost Salaries		I1	Property Tax	
2001	Pay Including Personal Pay	10784313.00	1001	Property Tax For General Purpo	7820581.00
2011	Ex Gratia / Bonus	112000.00		----------	
	----------		Total	Property Tax	7820581.00
Total	Personal Cost Salaries	10896313.00		----------	
	----------		I2	Other Taxes	
E2	Personal Cost Others		1006	Profession Tax	1933089.00
2012	Travel Expenses	2435.00		----------	
2014	Supply Of Uniforms	48520.00	Total	Other Taxes	1933089.00
2055	Staff Welfare Expenses	743166.00		----------	
2127	Online Collection Prematix Mai	103510.00	I3	Revenue	
	----------		1046	Duty On Transfer Of Property	6776978.00
Total	Personal Cost Others	897631.00		----------	
	----------		Total	Revenue	6776978.00
E3	Terminal & Retairement Benefit			----------	
2035	Group Insurance Scheme - Manag	54990.00	I4	Develoution Fund	
2053	Pension And Leave Salary Contr	1951054.00	1053	Devolution Fund	25305360.00
	----------			----------	
Total	Terminal & Retairement Benefit	2006044.00	Total	Develoution Fund	25305360.00
	----------			----------	
E4	Operating Expenses		I5	Service Charges & Fees	
2089	Maintenance Expenses For Stree	5217675.00	1017	Trade Licence Fees	33633.00

A/c Code	Expenditure Particular	Amount	A/c Code	Income Particular	Amount
2096	Removal Of Debris	940074.00	1019	Building Licence Fees	2283821.00
2100	Sanitary / Conservancy Expens	3159225.00	1026	Fees For Bays And Other Receip	551250.00
2101	Expenses On Sanitary Materials	2387005.00	1044	Other Fees	343281.00
2130	Hire Charges For Supply Of Wat	52650.00	1081	Initial Amout For New Water Su	285000.00
2088	Power Charges For Street Light	14063700.00	1083	Metered / Tap Rate Water Chage	2041750.00
	----------		1082	Water Supply Connection Charge	159148.00
Total	Operating Expenses	25820329.00		----------	
	----------		Total	Service Charges & Fees	5697883.00
E5	Repaire &maintanance			----------	
2016	Light Vehicles - Maintenance	684319.00	I6	Grants & Contributions	
2070	Heavy Vehicles - Maintenance	571825.00	1052	Grant For Schemes Implementati	14697014.00
2072	Repaires & Maintenance - Roads	156498.00		----------	
2125	Maintenance Expenses - Water S	2730919.00	Total	Grants & Contributions	14697014.00
2131	Flood work	2458098.00		----------	
	----------		I7	Sales & Hire Charges	
Total	Repaire &maintanance	6601659.00	I8	Other & Income	
	----------		1027	Fees For Slaughter Houses	29547.00
E6	Programme Expenses		1028	Cart Stand / Lorry Stand / Ta	70350.00
2065	Election Expenses	60080.00	1036	Rent On Shopping Complex	1098250.00
2105	Improvements To Compost Yard	6118449.00	1038	Rent On Buildings	22050.00
2106	Anti - Filaria / Anti - Malari	1993623.00	1045	Other Income	554847.00
	----------		1068	Interest From Bank	584165.94
Total	Programme Expenses	8172152.00	1069	Projects Overhead Appropriatio	2022818.00
	----------		1074	Deposits Lapsed	305981.00
E7	Administrative Expenses		1079	Income From Road Margins	154875.00
2103	Expendire For Fairs And Festiv	156252.00		----------	

A/c Code	Expenditure Particular	Amount	A/c Code	Income Particular	Amount
2015	Telephone Charges	42438.00	Total	Other & Income	4842883.94
2017	Legal Expenses	40000.00		----------	
2018	Stationery & Printing	2010795.00	4001	Accumulated Deficit	9650508.95
2019	Advertisement Charges	217551.00			
2020	Other Expenses	59415.00			
2026	Computer Operational Expenses	208047.00			
2040	Municipal Contribution To Othe	468775.00			
2046	Books And Periodicals And Maga	8100.00			
2054	Contribution To The Cmda/ Lpa I	214064.00			

Total	Administrative Expenses	3425437.00			

E8	Finance Expenses				
2022	Provision For Doubtful Collect	1292968.00			
2028	Bank Charges	10748.89			

Total	Finance Expenses	1303716.89			

E9	Depreciation				
2038	Depreciation	17601016.00			

Total	Depreciation	17601016.00			

A/c Code	Expenditure Particular	Amount	A/c Code	Income Particular	Amount
		76724297.89			76724297.89

Inspector
Local Fund Audit

Executive Officer
Ponneri Town Panchayat

EXECUTIVE OFFICER
PONNERI TOWN PANCHAYAT
THIRUVALLUR DISTRICT

Ponneri Town Panchayat

Balance Sheet as on 31/03/2017

ASSETS

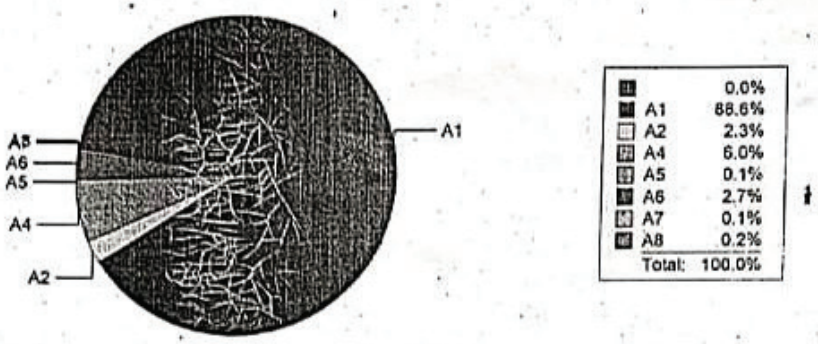

Account Code	Account Name	Amount
A1	Fixed Assets	322475115.00
A2	Cash & Bank Balances	8445490.79
A4	Taxes & Fee Receivable	21757983.00
A5	Staff Advances	216400.00
A6	Other Advances	9857779.00
A7	Investment & Interest	537570.00
A8	Interfund Transfer Out	555504.00
Total		363845841.79

EXECUTIVE OFFICER
PONNERI TOWN PANCHAYAT
THIRUVALLUR DISTRICT

Ponneri Town Panchayat

Balance Sheet as on 31/03/2017

LIABILITIES

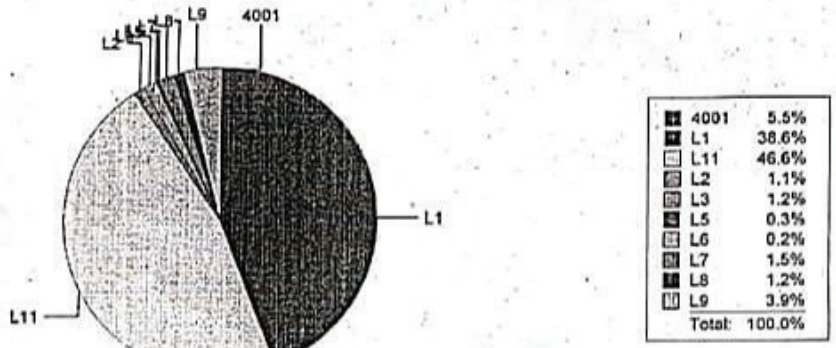

Account Code	Account Name	Amount
L1	Grants & Contributions	140449195.00
L2	Loans	3938724.00
L3	Interest On Loans	4246397.00
L5	Recoveries From Staff Pay Bill	1081436.00
L6	Accounts Payable	851505.00
L7	Deposist Repayable	5314219.00
L8	Tax Deducted Payable	4390880.00
L9	Other Liabilities	14086592.60
L11	Accumalated Depreciation	169405143.00
4001	Accumulated Surplus	20081750.19
	Total	363845841.79

EXECUTIVE OFFICER
PONNERI TOWN PANCHAYAT
THIRUVALLUR DISTRICT

Ponneri Town Panchayat

Balance Sheet as on 31/03/2017

Liabilities			Assets		
A/C Code	Particulars	Amount	A/C Code	Particulars	Amount
L1	Grants & Contributions		A1	Fixed Assets	
4013	Contributions Form The Government	139222306.00	3132	Water Supply Head Works, Oht	13245364.00
4014	Grants From The Government	1226889.00	3133	Drainage And Sewerage Pipes,	2347170.00
	----------		3134	Ground Water Wells / Deep B	10819484.00
Total	Grants & Contributions	140449195.00	3135	Hand Pumps - India Mark - 11	24.00
	----------		3101	Land - Gross Block	49080345.00
L2	Loans		3102	Buildings - Gross Block	64537896.00
4004	Loans From The Government	758349.00	3105	Storm Water Drains, Open Dra	27870485.00
4006	Loan From TUFIDCO	3180375.00	3106	Heavy Vehicles - Gross Block	4671717.00
	----------		3108	Other Vehicles - Gross Block	3526184.00
Total	Loans	3938724.00	3109	Furniture , Fixtures And Off	2583667.00
	----------		3110	Electrical Installations - L	7750744.00
L3	Interest On Loans		3112	Plant And Machineries - Gros	4079905.00
4051	Interest Payable	4246397.00	3113	Roads And Pavements - Concre	31541930.00
	----------		3114	Roads And Pavements - Black T	85817409.00
Total	Interest On Loans	4246397.00	3115	Roads And Pavements - Others	13240376.00
	----------		3118	Public Fountains	466675.00
L5	Recoveries From Staff Pay Bills		3121	Projects - In - Progress Acc	835740.00
4021	Provident Fund Recoveries	416333.00	3085	Tree	60000.00
4023	RD Recoveries	10200.00		----------	
4036	Other Recoveries	654903.00	Total	Fixed Assets	322475115.00

Ponneri Town Panchayat

Balance Sheet as on 31/03/2017

Liabilities			Assets		
A/C Code	Particulars	Amount	A/C Code	Particulars	Amount
	----------			----------	
Total	Recoveries From Staff Pay Bills	1081436.00	A2	Cash & Bank Balances	
	----------		3139	Indian Overseas Bank A/c No 3	235219.74
L6	Accounts Payable		3059	Cash Account	620660.00
4049	Accounts Payable - Expenses	851505.00	3060	Indian Overseas Bank A/c No 3	-754084.85
	----------		3062	State Bank of India A/c No 3	8070246.00
Total	Accounts Payable	851505.00	3063	Indian Overseas Bank A/c No 3	134054.00
	----------		3064	Indian Overseas Bank A/c No 3	2297.50
L7	Deposist Repayable		3065	Sub Try - A/c I Names	-1831227.00
4016	Tender Deposit - Contractors	4077711.00	3066	Sub Try - A/c I I Names	37761.00
4017	Tender Deposit - Suppliers	45000.00	3067	Indian Overseas Bank A/c No 3	1929004.50
4018	Security Deposit - Revenue Leases, Auction,/bids S	1147258.00	3068	Indian Overseas Bank A/c No 3	1559.90
4020	Deposits - Others	44250.00		----------	
	----------		Total	Cash & Bank Balances	8445490.79
Total	Deposist Repayable	5314219.00		----------	
	----------		A4	Taxes & Fee Receivable	
L8	Tax Deducted Payable		3002	Property Tax Recoverable - C	3757451.00
4035	Income Tax Deductions-contractors	1281524.00	3003	Property Tax Recoverable - A	9857406.00
4037	Sales Tax And Surcharge On Sales Tax-payable	3109356.00	3005	Profession Tax Recoverable -	69043.00
	----------		3006	Proffession Tax Recoverable -	69774.00
Total	Tax Deducted Payable	4390880.00	3011	Lease Amounts Recoverable - C	340121.00

Balance Sheet as on 31/03/2017

Liabilities			Assets		
A/C Code	Particulars	Amount	A/C Code	Particulars	Amount
	----------		3012	Lease Amounts Revoverable - A	913913.00
L9	Other Liabilities		3014	Water Charges Recoverable - C	1211250.00
4015	Advance Collection Of Property Tax	.2284733.00	3015	Water Charges Recoverable - A	5539025.00
4039	Provision For Doubtful Collectio Of Revenue Items	7422003.00		----------	
4043	Library Cess - Payable	3153922.60	Total	Taxes & Fee Receivable	21757983.00
4052	Group Insurance Scheme - Management Contribution P	376591.00		----------	
4053	Contribution To The Cmda/ Lpa Payable	849343.00	A5	Staff Advances	
	----------		3028	Festival Advance	166400.00
Total	Other Liabilities	14086592.60	3033	Immediate Relief Advance	50000.00
	----------			----------	
L11	Accumalated Depreciation		Total	Staff Advances	216400.00
4061	Buildings - Accumalated Depreciation	14152782.00		----------	
4064	Storm Water Drains , Open Drains And Culverts - A	19258730.00	A6	Other Advances	
4065	Heavy Vehicles - Accumalated Depreciation	2818267.00	3131	Advance To T W A D Board / M	7500000.00
4067	Other Vehicles - Accumalated Depreciation	2962942.00	3055	Other Advances - Recoverable	198000.00
4068	Furniture , Fixtures & Office Equipments-accumalat	1387679.00	3125	Advance To P W D / Highways /	2159779.00
4069	Electrical Installations - Lamps & Tube Light Fitt	6871529.00		----------	
4070	Electrical Installations - Others - Accumalated De	637008.00	Total	Other Advances	9857779.00

Ponneri Town Panchayat

Balance Sheet as on 31/03/2017

Liabilities			Assets		
A/C Code	Particulars	Amount	A/C Code	Particulars	Amount
4071	Plant & Machinery - Accumalated Depreciation	1862860.00		----------	
4072	Roads & Pavements - Concrete - Accumalated Depreci	26937095.00	A7	Investment & Interest	
4073	Roads & Pavements - Black Topped - Accumalated Dep	71719607.00	3056	Deposits - Recoverable	537570.00
4074	Roads And Pavements - Others -accumalated Deprecia	12562668.00		----------	
4080	Public Fountains - Accumalated Depreciation	459648.00	Total	Investment & Interest	537570.00
4081	Head Works , O H T Etc Water Supply Mains - Accuma	3142735.00		----------	
4082	Drainage , Sewerage Pipes , Conduits Etc - Accumal	1334111.00	A8	Interfund Transfer Out	
4083	Ground Water Wells / Deep Bore Wells - Accumalated	3297463.00	3100	Interfund Transfers	555504.00
4084	Hand Pumps - India Mark I I - Accumalated Deprecia	19.00		----------	
	----------		Total	Interfund Transfer Out	555504.00
Total	Accumalated Depreciation	169405143.00		----------	

4001	Accumulated Surplus	20081750.19			
		363845841.79			363845841.79

Inspector
Local Fund Audit

EXECUTIVE OFFICER
PONNERI TOWN PANCHAYAT
THIRUVALLUR DISTRICT

Executive Officer
Ponneri Town Panchayat

இணைப்பு எண் 8 Annexure - 8
பொன்னேரி பேரூராட்சி Ponneri Town Panchayat
2016–2017 2016-17

4014 அரசு மான்யங்கள் பெறப்பட்டதில் செலவிடப்படாத மான்யம் விவரம்

4014 Details of non utilisation of Govt. Grants Received

வ.எண் S.No	மான்யம் விவரம் Grant Detail	ஆரம்ப இருப்பு OB	நடப்பு ஆண்டில் பெற்ற மான்யம் current year Received Grant	பயனாளிகளுக்கு மான்யம் தொகை Benefishary Grant	செலவிடப்பட்ட மான்யம் Expenditure of Grant	செலவிடப்படாத மான்யம் Non expenditure of Grant
1	SJSRY	849889.00			0.00	849889.00
2	Anganvadi Baby Toilet	62000.00		0.00	0.00	62000.00
3	Drought Relief	0.00	325000.00	0.00	325000.00	0.00
4	Green House	0.00	1827000.00	1812000.00	0.00	15000.00
5	ML FUND 2014-15	0.00	975000.00	0.00	975000.00	0.00
6	ML FUND 2015-16	0.00	1085000.00	0.00	1085000.00	0.00
7	MP FUND 2015-16	0.00	1539500.00	0.00	1539500.00	0.00
8	SBM	0.00	300000.00	0.00	0.00	300000.00
9	Solid Waste Management Grant	0.00	491000.00	0.00	491000.00	0.00
10	TURIF 2015-2016	0.00	5032409.00	0.00	5032409.00	0.00
		0.00	0.00	0.00	0.00	0.00
	மொத்தம் Total	911889.00	11574909.00	1812000.00	9447909.00	1226889.00

1) உ. [illegible]
[illegible]

Inspector
Local Fund Audit

2) செயல் அலுவலர்,
பொன்னேரி பேரூராட்சி,

Executive Officer
Ponneri Town Panchayat

EXECUTIVE OFFICER
PONNERI TOWN PANCHAYAT
THIRUVALLUR DISTRICT