




AMBUR MUNICIPALITY
Demand Collection Balance

Financial Year : 2019-2020

| Tax Type | DCB Type | No of Assessment | Demand(Lakhs) | | | Collection(Lakhs) | | | Balance (Lakhs) | | | Collection % | | |
|-------------------|---------------------|------------------|---------------|---------------|----------------|-------------------|---------------|---------------|-----------------|---------------|---------------|--------------|--------------|--------------|
| | | | Arrear | Current | Total | Arrear | Current | Total | Arrear | Current | Total | Arrear | Current | Total |
| 1.Property Tax | Collectable | 19179 | 284.57 | 248.21 | 532.78 | 95.74 | 136.87 | 232.61 | 188.83 | 111.34 | 300.17 | 33.64 | 55.14 | 43.66 |
| | Government Building | 54 | 40.52 | 6.62 | 47.14 | 0.65 | 0.44 | 1.10 | 39.87 | 6.17 | 46.04 | 1.61 | 6.71 | 2.32 |
| | Litigation | 6 | 24.12 | 1.41 | 25.53 | 0.00 | 0.00 | 0.00 | 24.12 | 1.41 | 25.53 | 0.00 | 0.00 | 0.00 |
| | Total | 19239 | 349.21 | 256.24 | 605.46 | 96.40 | 137.31 | 233.71 | 252.82 | 118.93 | 371.75 | 27.60 | 53.59 | 38.60 |
| 2.Vacant Land Tax | Collectable | 1105 | 9.00 | 4.15 | 13.16 | 5.68 | 1.68 | 7.36 | 3.33 | 2.47 | 5.80 | 63.05 | 40.49 | 55.93 |
| | Total | 1105 | 9.00 | 4.15 | 13.16 | 5.68 | 1.68 | 7.36 | 3.33 | 2.47 | 5.80 | 63.05 | 40.49 | 55.93 |
| 3.Profession Tax | Individual | 2387 | 60.07 | 26.90 | 86.97 | 1.31 | 1.65 | 2.97 | 58.76 | 25.25 | 84.01 | 2.19 | 6.15 | 3.41 |
| | Organization | 136 | 20.85 | 34.59 | 55.44 | 18.82 | 31.02 | 49.84 | 2.03 | 3.57 | 5.60 | 90.25 | 89.69 | 89.90 |
| | Total | 2523 | 80.92 | 61.49 | 142.41 | 20.13 | 32.68 | 52.81 | 60.79 | 28.81 | 89.60 | 24.88 | 53.14 | 37.08 |
| 4.Water Charges | Collectable | 9212 | 174.87 | 88.40 | 263.27 | 27.06 | 26.58 | 53.63 | 147.81 | 61.83 | 209.64 | 15.47 | 30.06 | 20.37 |
| | Government Building | 70 | 2.12 | 0.39 | 2.51 | 0.22 | 0.02 | 0.24 | 1.90 | 0.36 | 2.26 | 10.30 | 6.26 | 9.68 |
| | Total | 9282 | 176.99 | 88.79 | 265.78 | 27.28 | 26.60 | 53.88 | 149.71 | 62.19 | 211.90 | 15.41 | 29.96 | 20.27 |
| 5.Non Tax | Collectable | 222 | 28.22 | 57.38 | 85.60 | 11.38 | 34.22 | 45.60 | 16.83 | 23.16 | 39.99 | 40.34 | 59.64 | 53.28 |
| | Total | 222 | 28.22 | 57.38 | 85.60 | 11.38 | 34.22 | 45.60 | 16.83 | 23.16 | 39.99 | 40.34 | 59.64 | 53.28 |
| 6.SUC Charges | Commercial | 2186 | 35.36 | 21.60 | 56.96 | 21.33 | 10.79 | 32.12 | 14.03 | 10.81 | 24.83 | 60.33 | 49.96 | 56.40 |
| | Edu. Institution | 22 | 0.72 | 0.48 | 1.21 | 0.20 | 0.00 | 0.20 | 0.53 | 0.48 | 1.01 | 27.22 | 0.00 | 16.33 |
| | Industrial | 73 | 0.16 | 0.42 | 0.58 | 0.11 | 0.38 | 0.49 | 0.05 | 0.04 | 0.10 | 66.48 | 90.17 | 83.62 |
| | Residential | 16846 | 30.22 | 29.33 | 59.55 | 14.51 | 15.58 | 30.09 | 15.71 | 13.74 | 29.45 | 48.02 | 53.13 | 50.54 |
| | Total | 19127 | 66.46 | 51.83 | 118.29 | 36.15 | 26.75 | 62.90 | 30.31 | 25.08 | 55.39 | 54.39 | 51.62 | 53.18 |
| | Grand Total | 51498 | 710.81 | 519.89 | 1230.69 | 197.01 | 259.25 | 456.26 | 513.79 | 260.64 | 774.43 | 27.72 | 49.87 | 37.07 |


COMMISSIONER
AMBUR MUNICIPALITY
 31/3/2020
 31/3/2020